

ADVANCING THE ROLE OF IRAQI MINORITIES IN STABILIZATION AND GOVERNANCE: DEVELOPING INDICATORS OF CONFLICT FOR NORTHERN NINEWA

SUMMARY DATA RESULTS ROUND 2

September 2018

CONTENTS

1. Methodology, including list of locations, population groups and sample size.
2. Security context information
3. Results and figures per indicator:
 - I. Safe and secure environment (SSE)
 - II. Political moderation and stable governance (PMG)
 - III. Rule of law (ROL)
 - IV. Social wellbeing and livelihoods (SWL)

METHODOLOGY



A) Literature review

- To begin the process of developing an appropriate social cohesion and conflict monitoring indicators framework for Northern Ninewa and Ninewa Plains, a detailed literature review was conducted of the locations to be targeted in this analysis to get an in-depth understanding of each context including the ethno-religious groups living together, past tensions and grievances as well as more current dynamics in relation to the ISIS conflict in terms of new violations, security and political actors, and displacement and return flows.
- The following key themes emerged across locations from this review: land disputes and encroachment; development (or lack thereof); displacement, returns, and demographic shifts; governance and security; and community dynamics and trust.

B) Developing indicators framework and survey tool

- A set of conflict indicators were developed based on the conflict themes identified across locations in the literature review. The aim of developing such framework is to compare perceptions on peace and conflict between different population groups in the area as well as track how such perceptions evolve with time – so that stakeholders can identify how to best address group grievances while knowing if the risk of further conflict is increasing or decreasing.
- USIP’s Measuring Progress in Conflict Environments (MPICE) metrics framework has been taken as the base to identify indicators across four vectors: Safe and Secure Environment, Political Moderation and Stable Governance, Rule of Law, and Social Wellbeing and Livelihoods.
- A total of 48 indicators were selected across MPICE vectors for this social cohesion and conflict monitoring framework to be measured through a quantitative population survey. Questions for the survey were developed based again on understanding of the context and the communities to be targeted, obtained through the literature review as well as previous experience in conducting in-depth qualitative fieldwork in these locations.
- Thus, the aim was to create a tool that flowed like a conversation and asked questions in a number of ways to elicit detail, despite the quantitative nature of the data collection. Questions were finalized in conjunction with USIP and refined further with enumeration teams. The survey was created in English and translated into Arabic. Both English and Arabic surveys were then uploaded into KoboToolBox, developed by the Harvard Humanitarian Initiative for research in challenging environments including humanitarian crises, for use on mobile phones.

C) Quantitative data collection design

- The scope of the population survey aimed to cover the most relevant ethno-religious groups in North of Ninewa and Ninewa Plains, specifically for this round the subdistricts included Sinuni and Sinjar Centre, Rabbia, Zummar, Wana, Tel Kaif Centre, Bartella and Hamdaniya Centre. Given that a still relevant proportion of some population groups are still in displacement, the survey targeted, in addition to returnees, IDPs originally from these areas and displaced elsewhere. Final list of population groups is available in the tables below.
- The data collection design consists of between 90-100 interviews to the different major ethno-religious groups living in the target subdistricts. These figures would guarantee a sufficient statistical significance of the data, enabling an analysis at group level (in each district) with a 90% confidence interval (10% margin of error).
- The population survey and attached data collection process aims also to cover three different timespans to assess changes in people's perceptions with regards to the indicators evaluated. The first wave was conducted in February 2018, with the second wave completed by August 2018, and a final wave scheduled for March 2019.
- Data presented here is for the second wave collected in August 2018.

D) Survey implementation for Wave 01

- Given the sensitivity of the questions and difficulties in accessing and moving around within the target locations, enumeration teams were selected from among the populations living in these locations. The identification of enumerators came from Social Inquiry's existing networks as well as from the Alliance for Iraqi Minorities. Many had previous experience in working with NGOs and in carrying out quantitative surveys. Field teams were comprised of both male and female enumerators (where possible) and individuals representing each of the ethno-religious groups that resided in or were displaced from the target locations.
- Enumerating teams received a two-day in-depth training that focused on (i) overview of social cohesion, (ii) the general objectives of the assessment, (iii) informed consent procedures, (iv) the survey tool including further refinement of question phrasing, (v) the use of KoboToolBox for inputting data through their smartphone, and (vi) the actual data collection process. In addition, the sampling strategy was further refined based on inputs from the enumerators in terms of population returns and locations deemed accessible and safe to work in. Enumerators were not made to go to any locations in which they did not feel comfortable moving around.
- Participation in the survey was confidential, anonymous, and voluntary, based on verbal informed consent (catalogued within the survey).
- Data was downloaded from KoboToolBox into Excel and then further cleaned and coded. Statistical analysis was carried out using Stata. Team leaders also provided inputs in relation to field conditions and participant responses to feed into analysis.
- A total of 1,505 interviews were taken forward for analysis. The following table indicates the total list of locations and number of interviews carried out, by ethno-religious group and gender. Given fieldwork access limitations and the difficulties to identify and reach some of the population groups, the sample size in some cases is lower than 90 interviews, which lowers the margin of error below 90% and increases the margin of error to 12-14% instead of 10% as targeted.



Subdistrict	Ethno-religious break-down	Number of interviews	Gender breakdown
Sinuni	Ezidi residents	140	62 f / 78 m
	Ezidi IDPs elsewhere (in Duhok)	90	39 f / 51 m
	Arab IDPs elsewhere (in Rabbia, from Sinjar district)	90	2 f / 88 m
Sinjar Centre	Ezidi residents	93	48 f / 45 m
	Shia Kurd and Shia Arab residents	62	30 f / 32 m
Rabbia	Shammar Arab residents	112	15 f / 97 m
	Johesh Arab residents	80	11 f / 69 m
Zummar and Wana	Kurd residents	139	20 f / 119 m
	Arab residents	137	9 f / 128 m
Tel Kaif Centre	Christian residents	90	42 f / 48 m
	Arab, Turkmen, and Shabak residents	91	20 f / 71 m
	Christian IDPs elsewhere (in Duhok Governorate)	87	42 f / 45 m
Hamdaniya Centre and Bartella	Shabak residents	118	40 f / 78 m
	Christian residents	90	31 f / 59 m
	Christian IDPs elsewhere (in Erbil and Duhok Governorate)	86	31 f / 59 m

E) Limitations

- Despite gender balance among enumerating teams across locations, the female response rate for the survey remained at 30%. Female enumerators noted that many women within the target locations did not feel comfortable in participating in a survey, particularly as this did not relate to the possibility of their households receiving aid provision. This seems the norm across Iraq in terms of quantitative data collection.
- While enumerators faced less restrictions to movement during this round, they reported more hostility in some locations in participating in the survey as residents noted they had been surveyed many times and had not seen the benefit in their communities. Certain security incidents in Rabbia required changing locations targeted. This wave, enumerators were able to access Telafar Centre subdistrict, however attempts at conducting surveys did not succeed as the population there did not feel comfortable participating or providing accurate information.

CONTEXT BETWEEN ROUND 1 AND ROUND 2

Events leading up to Round 1:

- ISF taking control of Sinjar, Rabbia, Zummar, Wana, among other areas, from Peshmerga after the events following the Kurdistan independence referendum of September 2017.
- New wave of returns by the end of 2017 of previously blocked families mainly in Zummar, Wana, but also in Rabbia, Ayadhiya, Sinjar Centre. Mostly comprised of Sunni Arab populations returning to critically damaged villages (in Sinjar, mostly Shia Kurds and Shia Arabs). This process is continuing.
- Movement restrictions impacted heavily north Ninewa after Sahela and Hatara checkpoints connecting Ninewa and Kurdistan remained closed.

February 2018:

- Fieldwork Round 1.

March 2018:

- Peace Conference held in Bartella.

May 2018:

- National Elections and ensuing contested results. Seems some concern related to how much Shia party votes came from Hamdaniya as a note related to this area.

July 2018:

- PMUs retreat from key areas in Northern Ninewa and continue over the course of summer/autumn including in Zummar, Wana, Rabbia, and Sinuni/Sinjar. Retreat of forces has not been compensated with an increase of ISF personnel.
- Turkey killed Zaki Shingali, leader of all PKK forces in Sinjar.

August 2018:

- Fieldwork Round 2
- Wana residents report that students cannot attend the Dam School as it requires them to cross a checkpoint near Mosul Dam and security forces now in charge refuse access.
- Multiple ISIS-linked attacks in Rabbia (Tal Awaynat).
- Returns of members of the Johesh tribe previously blocked into their villages west of Rabbia subdistrict.

September 2018:

- Mayor of Alqosh resigns (was an independent and forced out by government).

October 2018:

- New PM appointed in Iraq.
- Protest in Sinjar Centre by Ezidis over the return of Sunni Arabs to the area, which have taken place given the change in security configuration in the area.
- Killing of key Sunni Arab local leaders from Baaj municipality, including a Shammar Sheikh.
- Meeting between Yazidi, Shammar, and PMU in Rabbia Center on administrative matters, including return of Sunni Arab families to Sinjar district.
- Forced movement of Ezidi families from Domiz Complex to other locations in Sinjar district by PMU who seek to use Domiz Military Base. This is located close to where the above killing took place.
- Potential forced secondary displacement of alleged ISIS-affiliated families in Zummar Centre by security forces to Jedda Camp after ISF requested these families to obtain a paper from the court to prove their non-affiliation with ISIS.
- New mayor of Alqosh appointed, first woman mayor of the city and apparent strong links to KRG.
- The road between Alqosh and Tel Keif has been opened

RESULTS PER INDICATOR

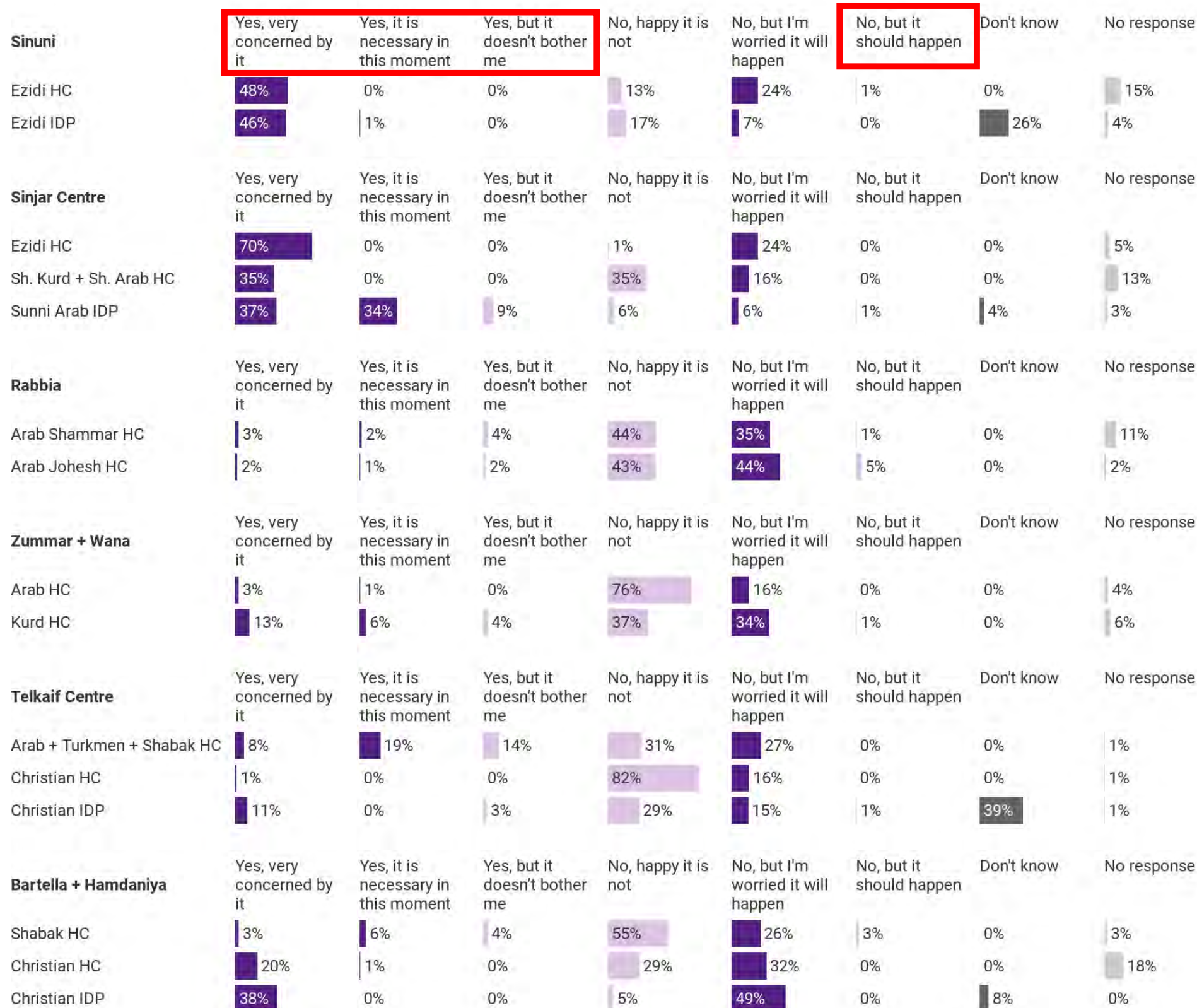
- Each indicator corresponds to a given question in the survey. The red box indicates the response option used to “construct” the indicator’s value.

Indicator Safe and Secure Environment

% of people that believe political violence by security forces or armed groups is taking places or will take place in the immediate term



- Do you feel security forces or armed groups are carrying out acts of political violence in your subdistrict?

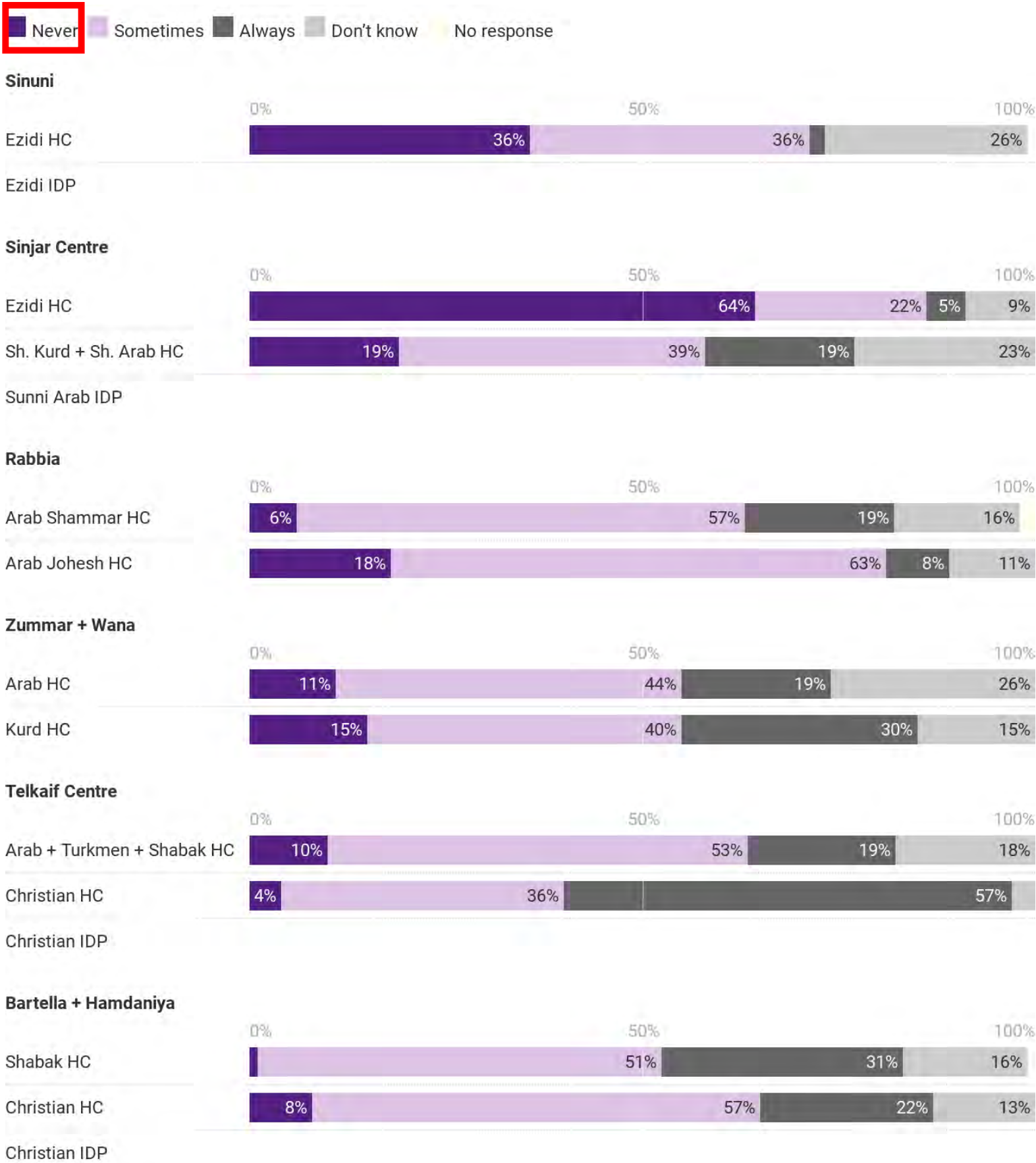


Indicator Safe and Secure Environment

% of people that think there is impunity and no prosecution for any misconduct by security forces or armed groups, including human rights abuses and war crimes



- If security forces or armed groups in your subdistrict break the law, do they face consequences for their actions?

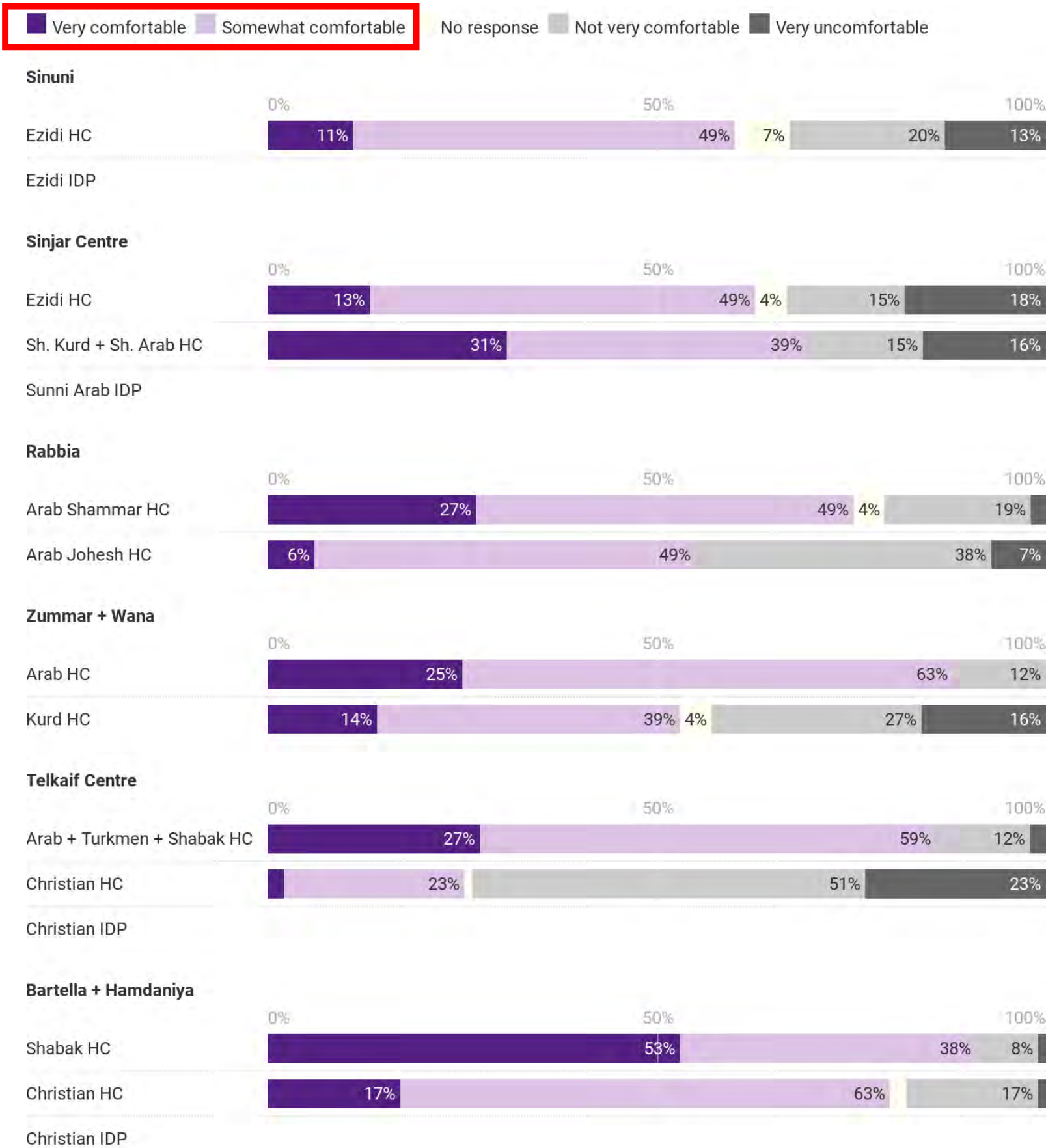


Indicator Safe and Secure Environment

% of people who feel they can express their political views without fear of violence against them



- Given the security forces or armed groups present in your subdistrict, how comfortable are you in publicly expressing your political views without fear of violence against you?

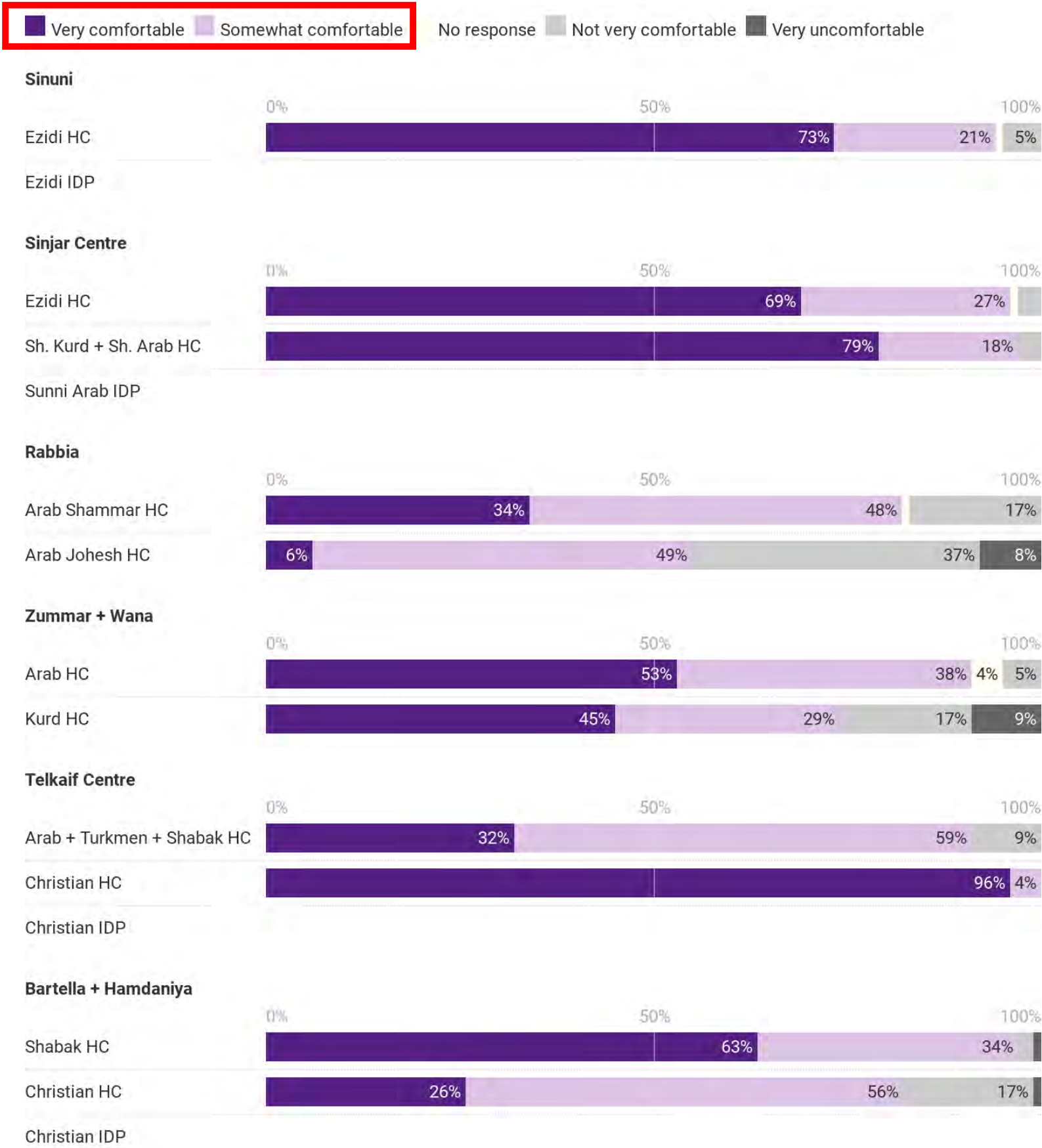


Indicator Safe and Secure Environment

% of people who feel they can express their ethnic-sectarian identity without fear of violence against them



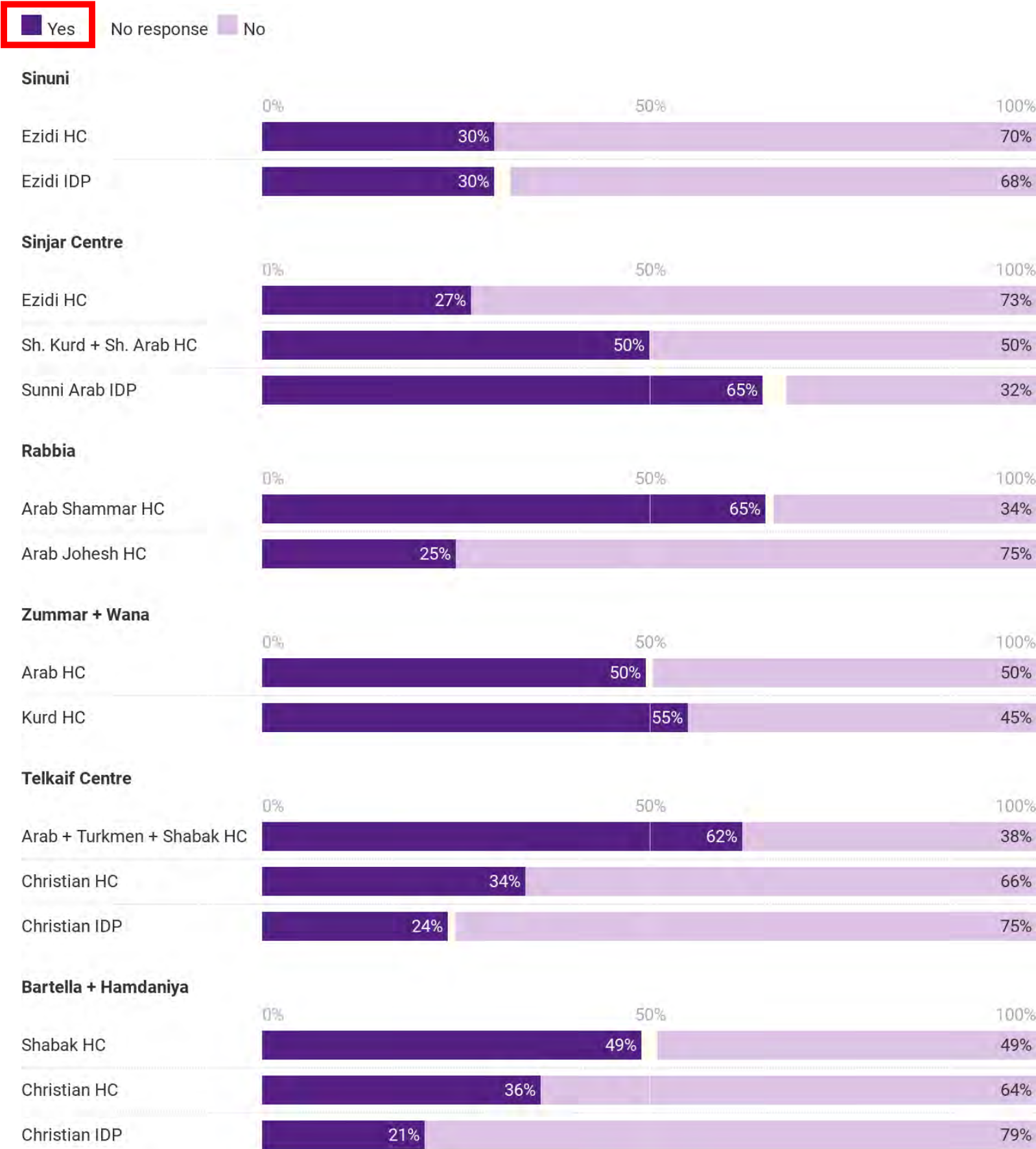
- Given the security forces or armed groups present in your subdistrict, how comfortable are you in publicly expressing your ethnic-religious identity without fear of violence against you?



Indicator Safe and Secure Environment
% of civilians recruiting into armed forces



- There are many security forces or armed groups active in Iraq at present. Is any member of your household part of these security forces or armed groups anywhere in Iraq?



Indicator Safe and Secure Environment

% of people that perceive local recruits joining security forces or armed groups for ideological reasons as first option



- Why do you think members of your component in general (not only your household) join security forces or armed groups as first option?

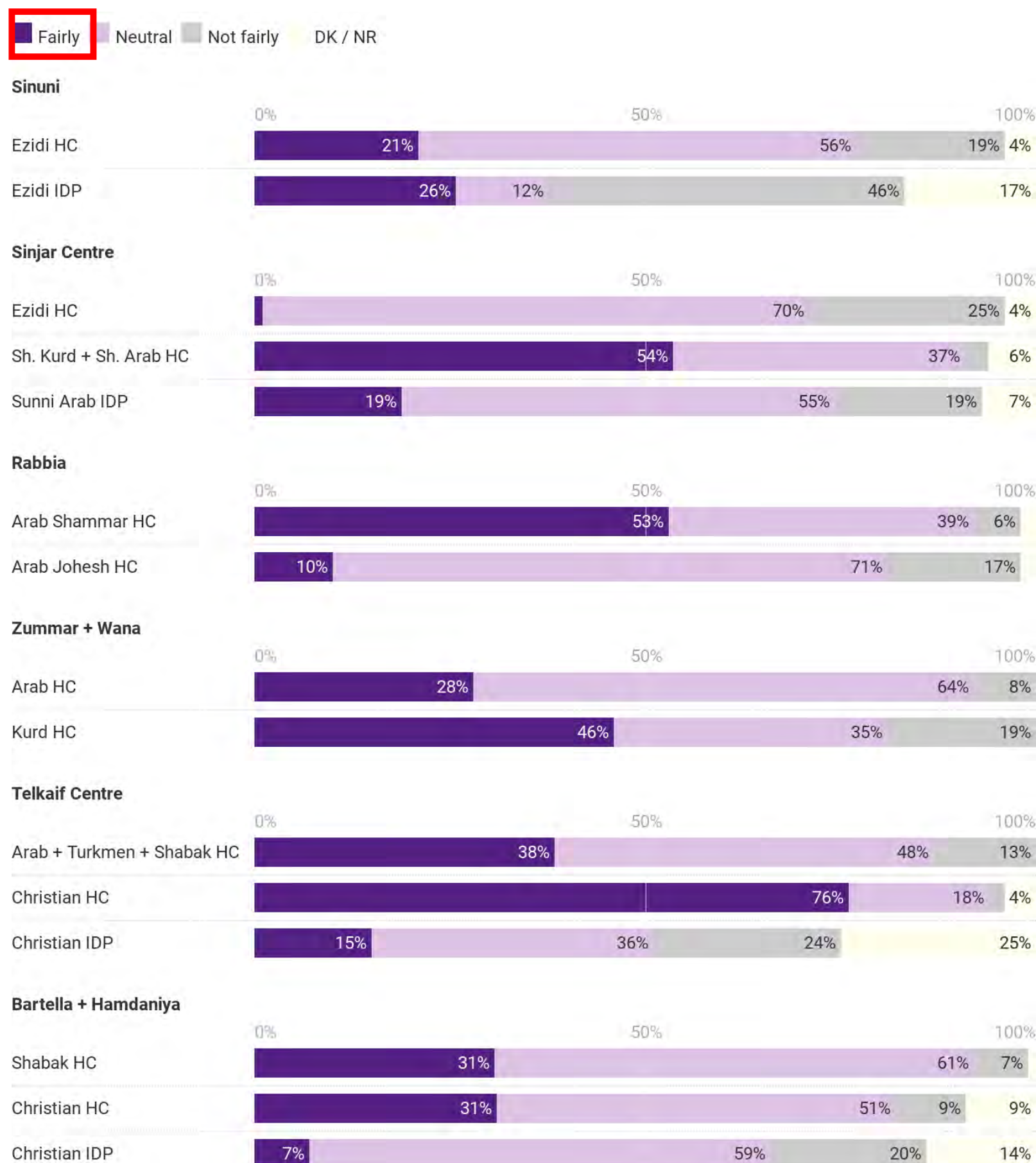


Indicator Safe and Secure Environment

% of people that perceive their group is treated fairly by security forces or armed groups



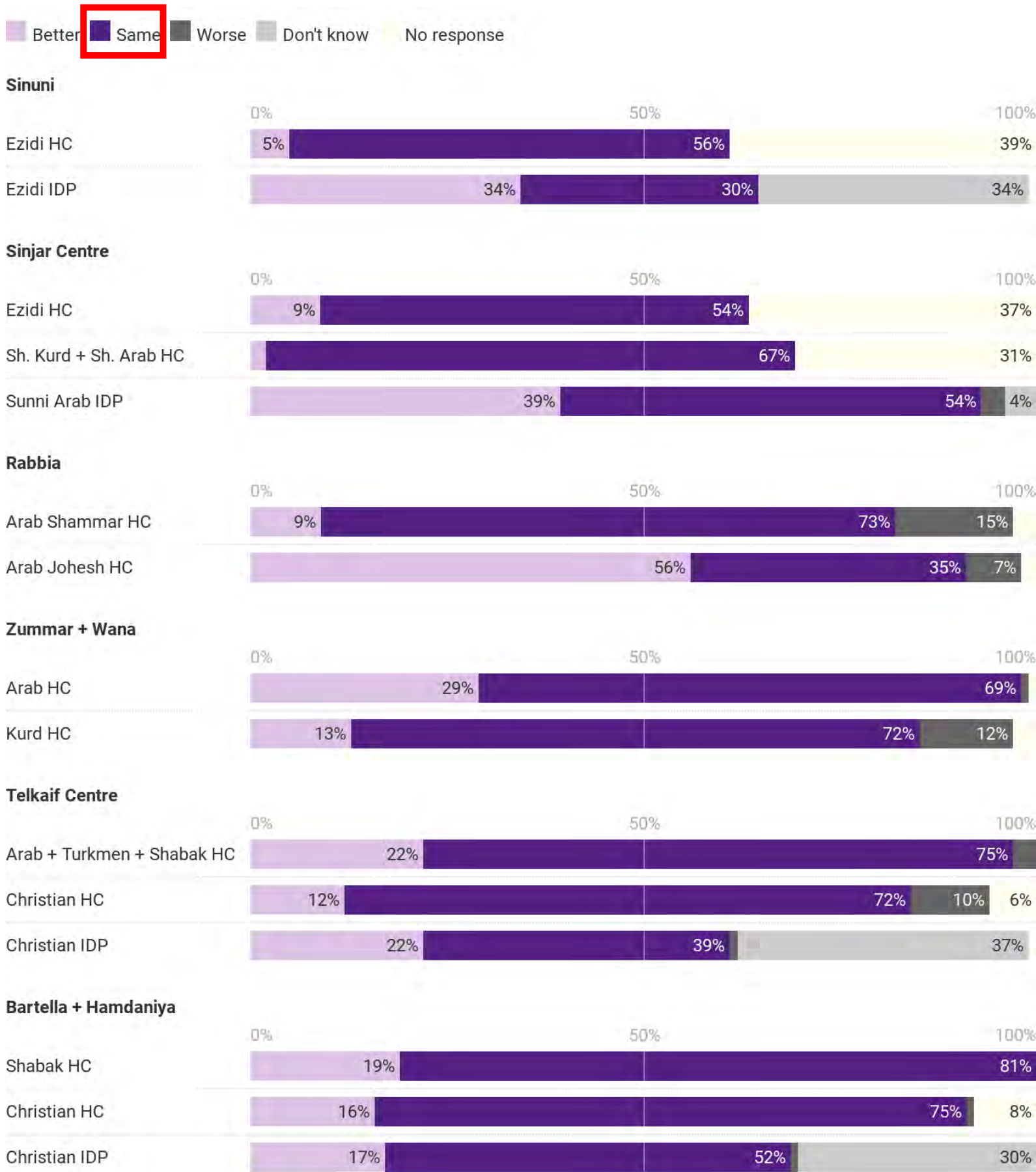
- How fairly do you feel security forces or armed groups in your subdistrict treat your component?



Indicator Safe and Secure Environment
% of people that perceive other groups are treated the same as them



- As compared to your component, how fairly do security forces or armed groups treat other components in your subdistrict?

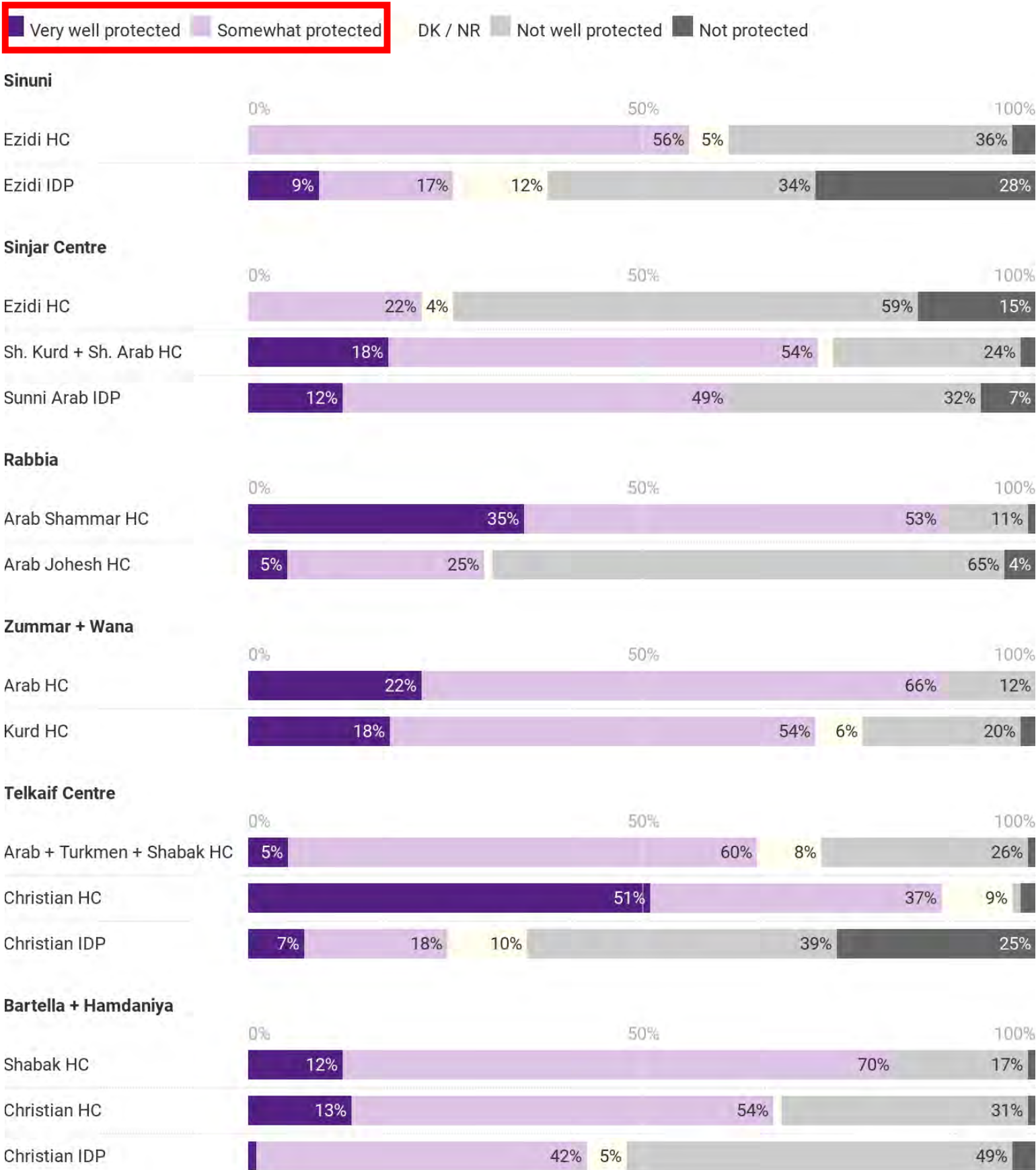


Indicator Safe and Secure Environment

% of people who think the security forces and/or PMU represents their community's interests



- How well are your component's interests protected in the current security configuration in your subdistrict?

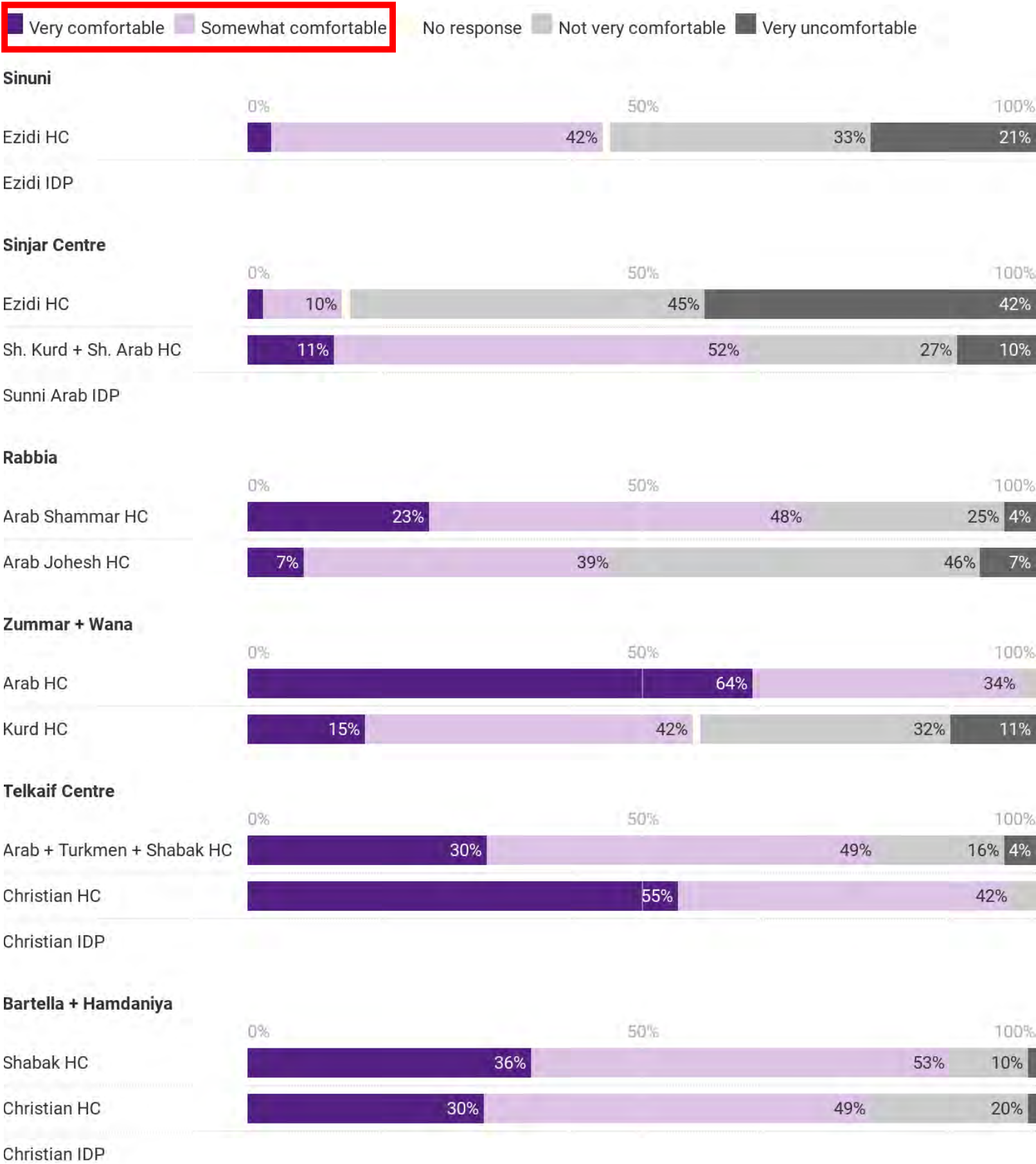


Indicator Safe and Secure Environment

% of residents who feel comfortable to move around the town at any time



- How comfortable are you moving around your subdistrict day or night?

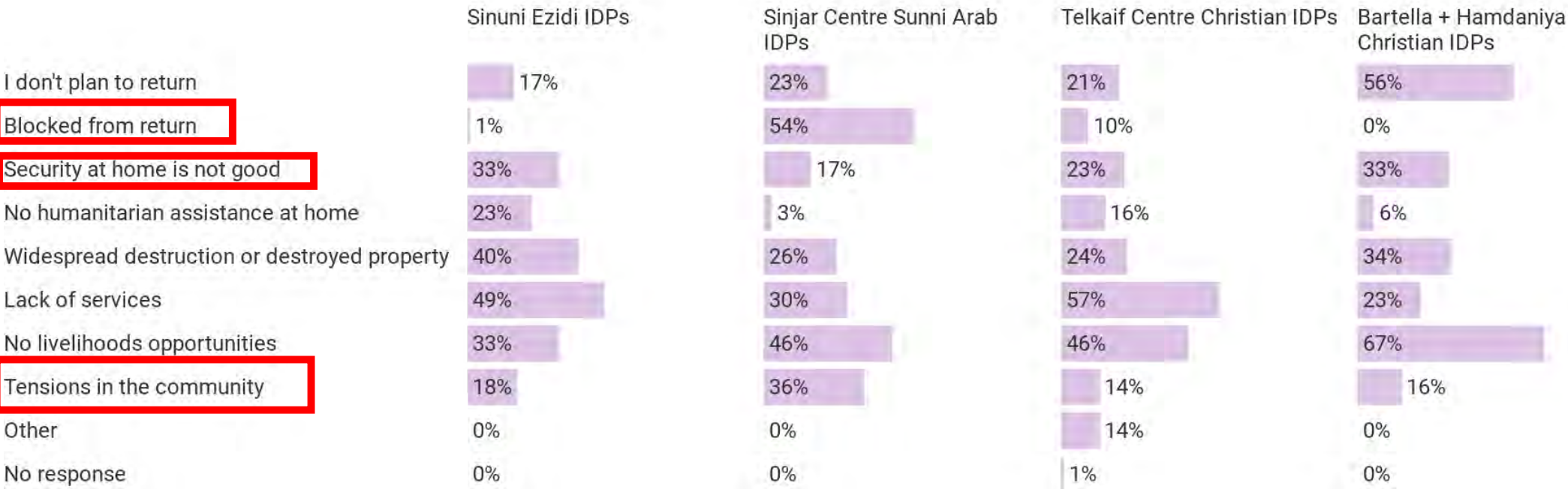


Indicator Safe and Secure Environment

% of IDPs who do not feel safe to return because of the overall security situation in their area



- What are the reasons why you have not returned to your place of origin more permanently? (multiple choice allowed)
(Question only asked to IDPs)

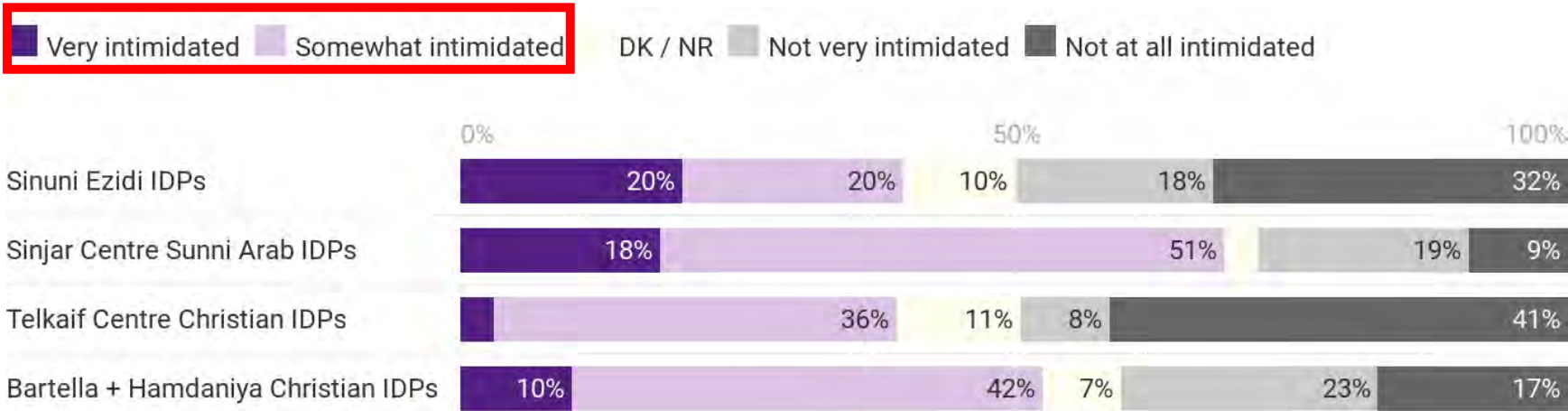


Indicator Safe and Secure Environment

% of IDPs who feel intimidated by the security actors in the district of origin



- Given the security forces or armed groups present in your subdistrict of origin, do you or your family feel intimidated by their presence and/or actions?
(Question only asked to IDPs)

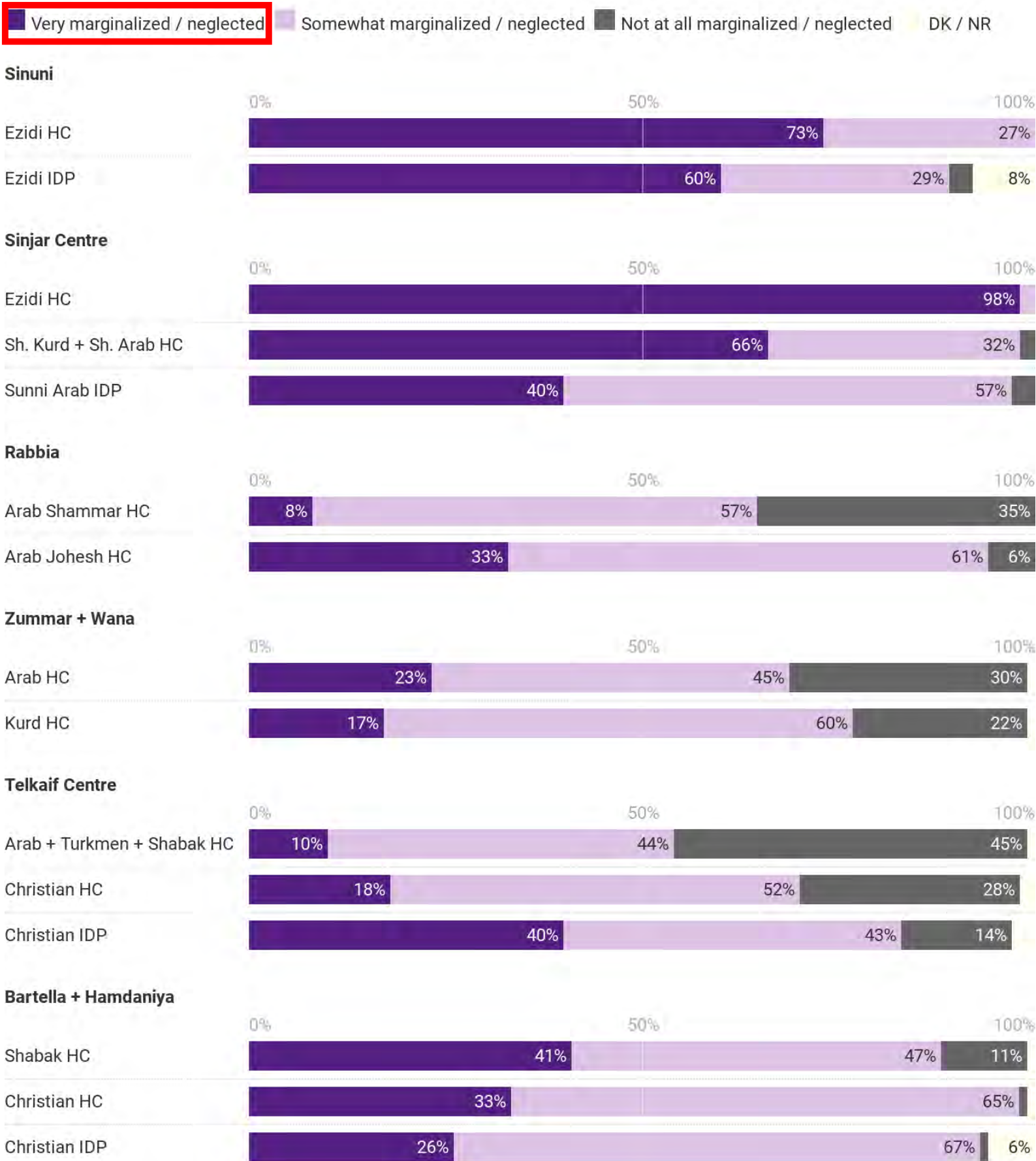


Indicator Political Moderation and Stable Governance

% of people perceiving their group in the subdistrict as being marginalized



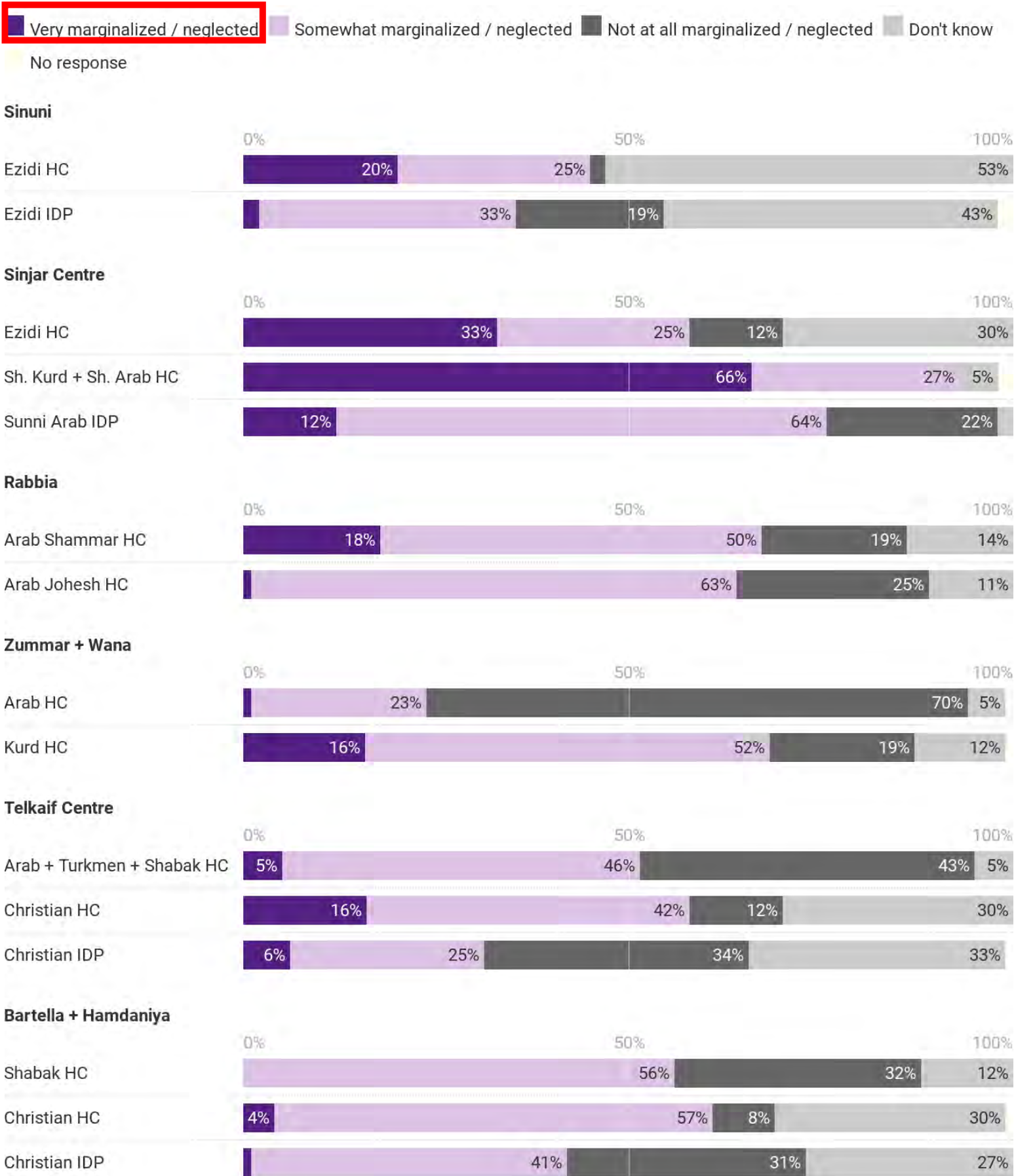
- Do you feel your component is politically or socially marginalized and/or neglected in the subdistrict now?



Indicator Political Moderation and Stable Governance
% of people perceiving other groups in the subdistrict as being marginalized



- Do you feel other components are politically or socially marginalized and/or neglected in the subdistrict now?

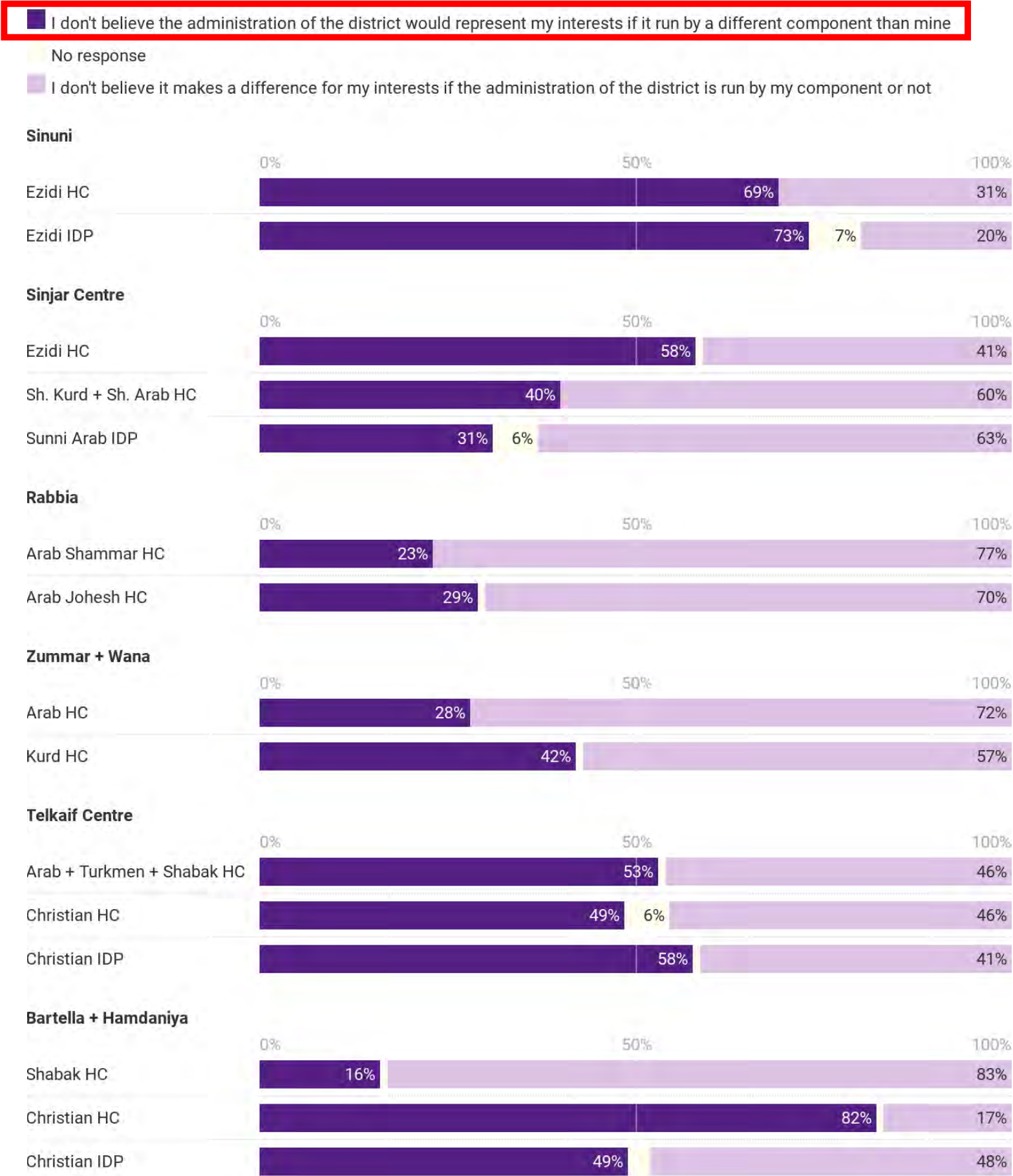


Indicator Political Moderation and Stable Governance

% of people thinking that having another group in power will not govern for them or protect their rights



- Which statement comes closer to your views, even if neither is exactly right?

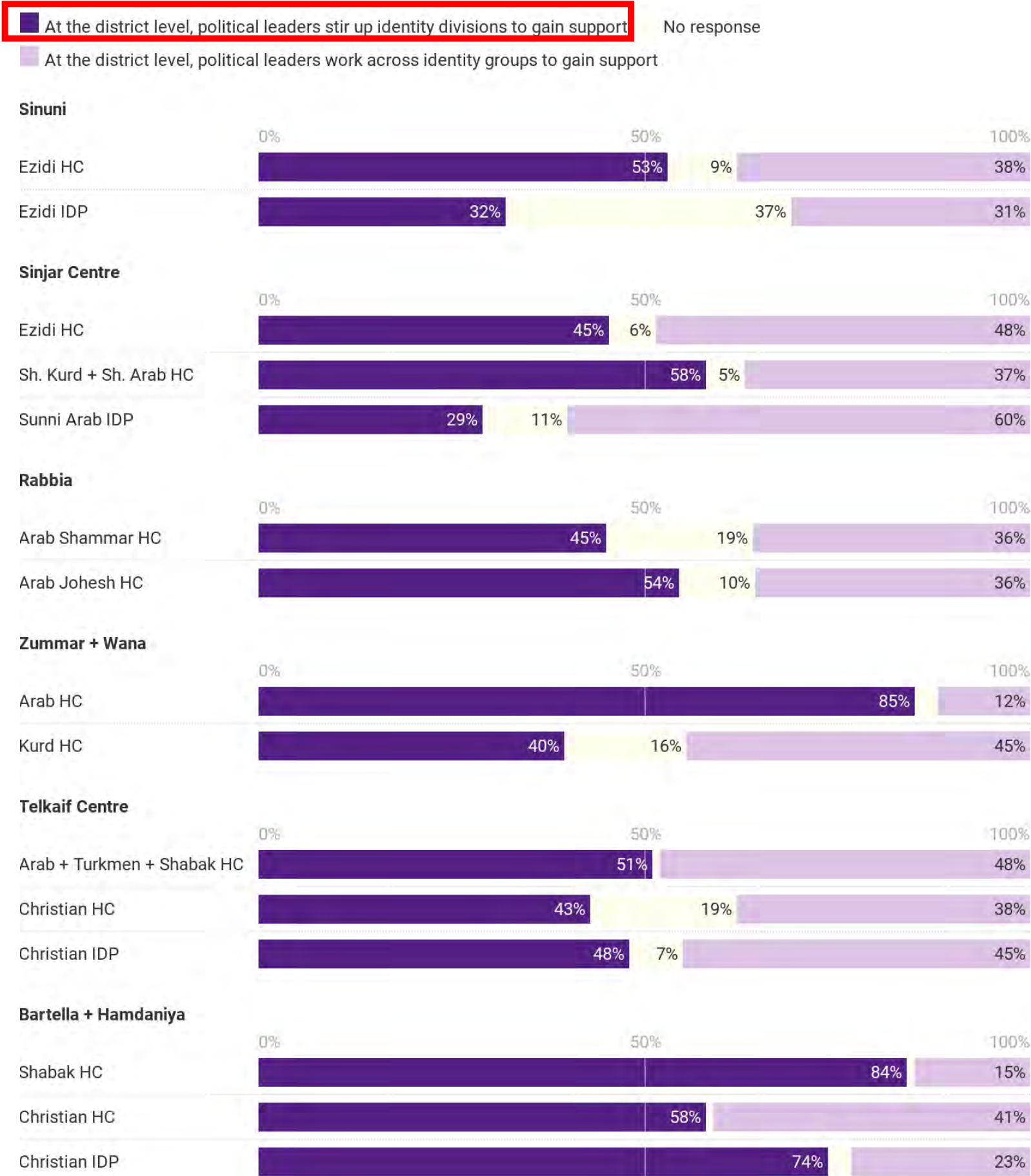


Indicator Political Moderation and Stable Governance

% of people that perceive their local political elites / leaders to be polarizing communities on the basis of identity



- Which statement comes closer to your views, even if neither is exactly right?



Indicator Political Moderation and Stable Governance

% of people that would support cross-identity movements / parties in their governorate



- Which statement comes closer to your views, even if neither is exactly right?



Indicator Political Moderation and Stable Governance

% of people who closely or very closely identify with a national identity (i.e, Iraq)



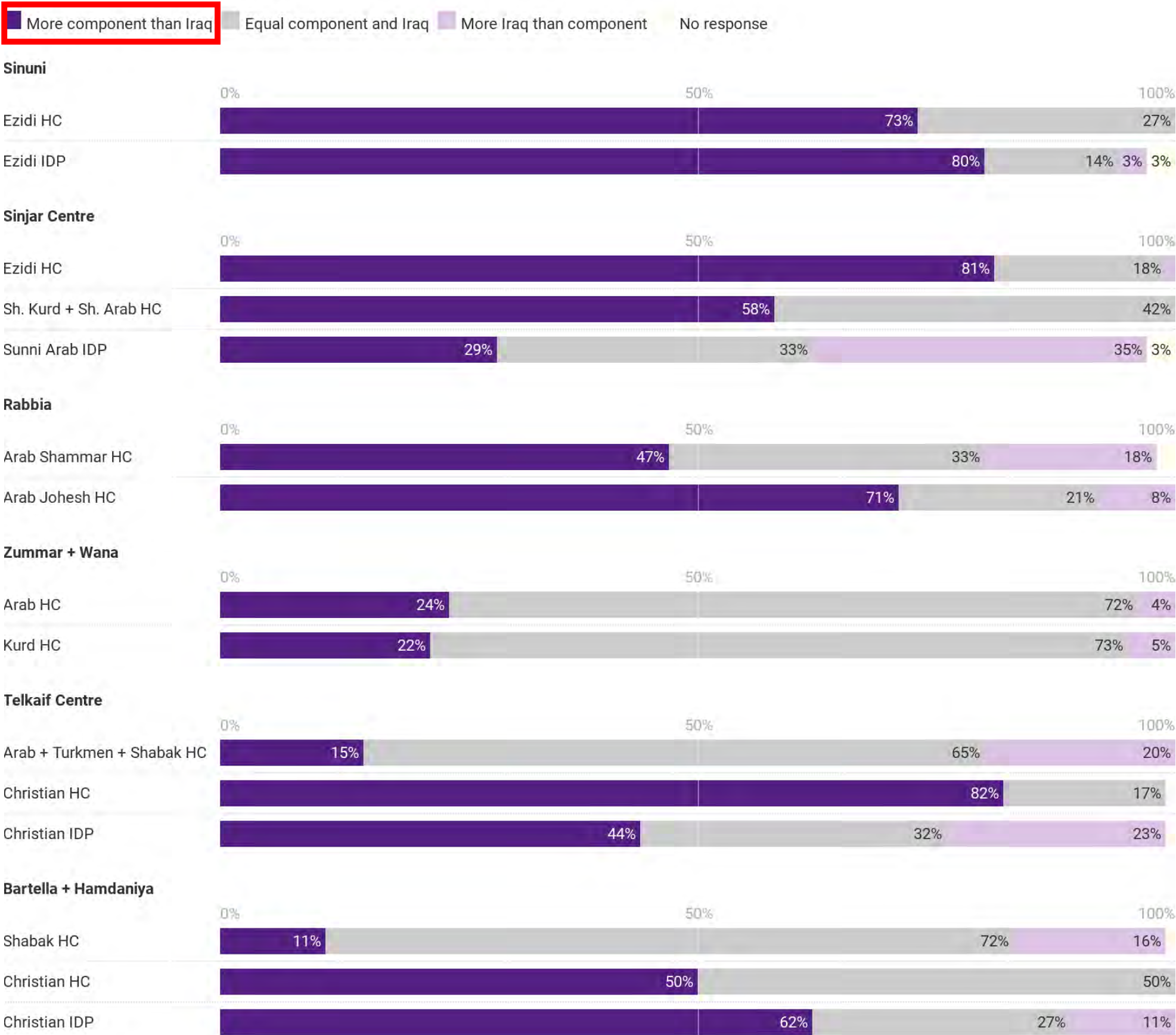
- Please indicate which image most clearly depicts your feeling of belonging in relation to Iraq now.



Indicator Political Moderation and Stable Governance
% of people who feel belonging more to their component than to Iraq



- Comparison between feelings of belonging to Iraq and to component now.



Indicator Political Moderation and Stable Governance

% of people who believe military power and/or armed groups are the most effective way to advance political aims



- What is needed today for your component to advance its political rights?

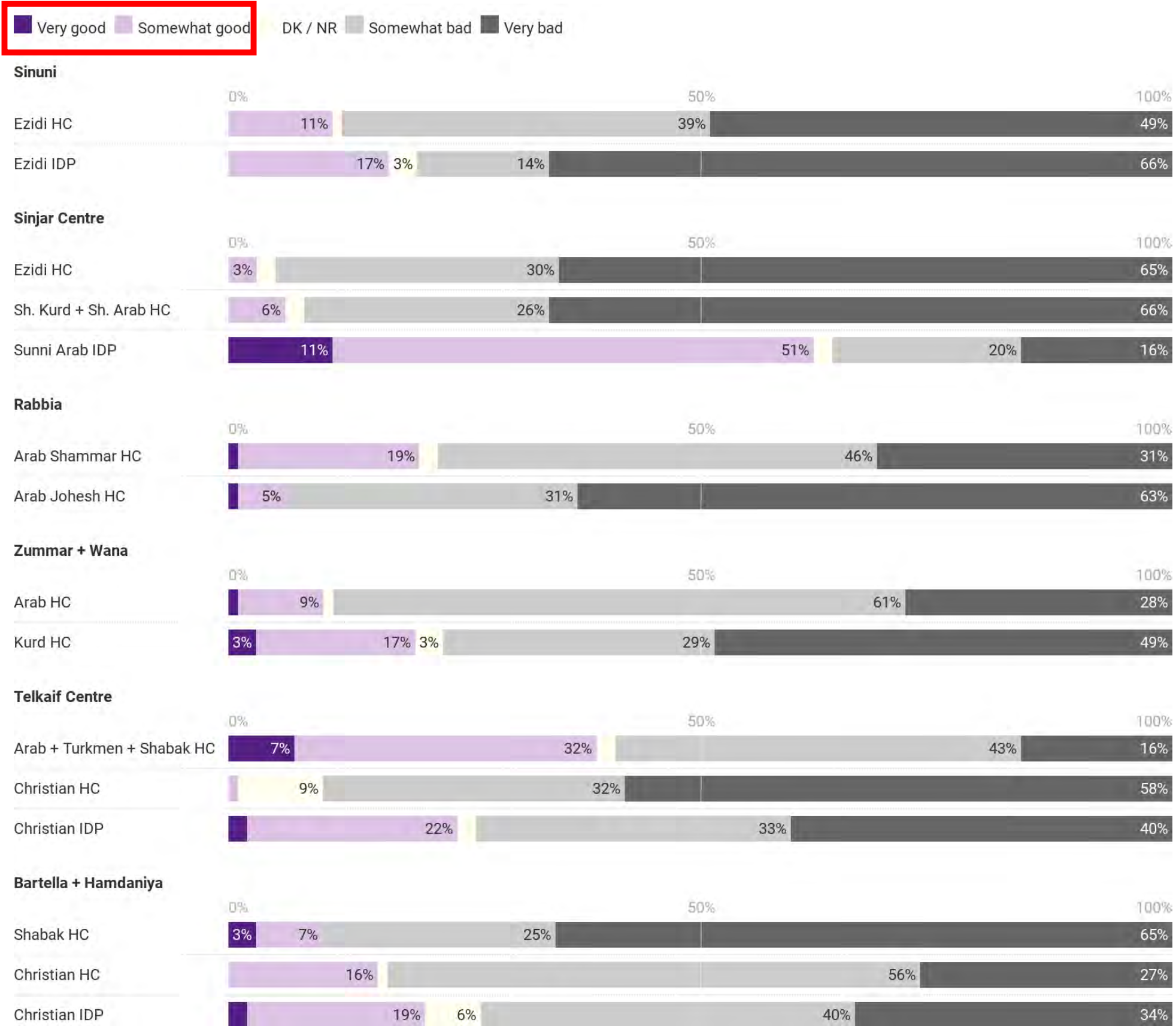


Indicator Political Moderation and Stable Governance

% of people that perceive responsiveness of provincial institutions now as good or very good



- How do you find the responses, decisions or policies of the provincial government in addressing needs and issues in your community?

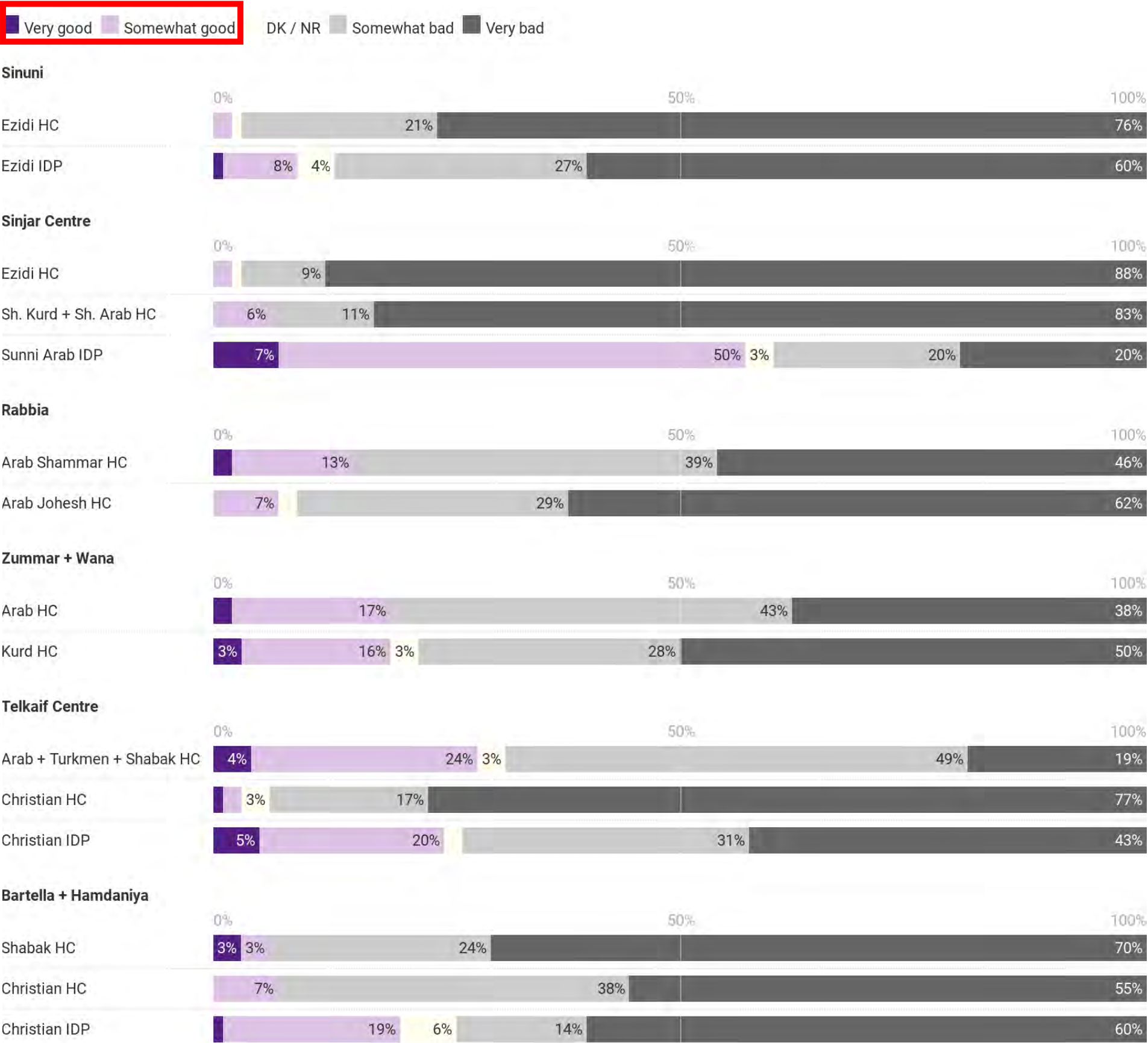


Indicator Political Moderation and Stable Governance

% of people that perceive responsiveness of central / KRG institutions now as being good or very good



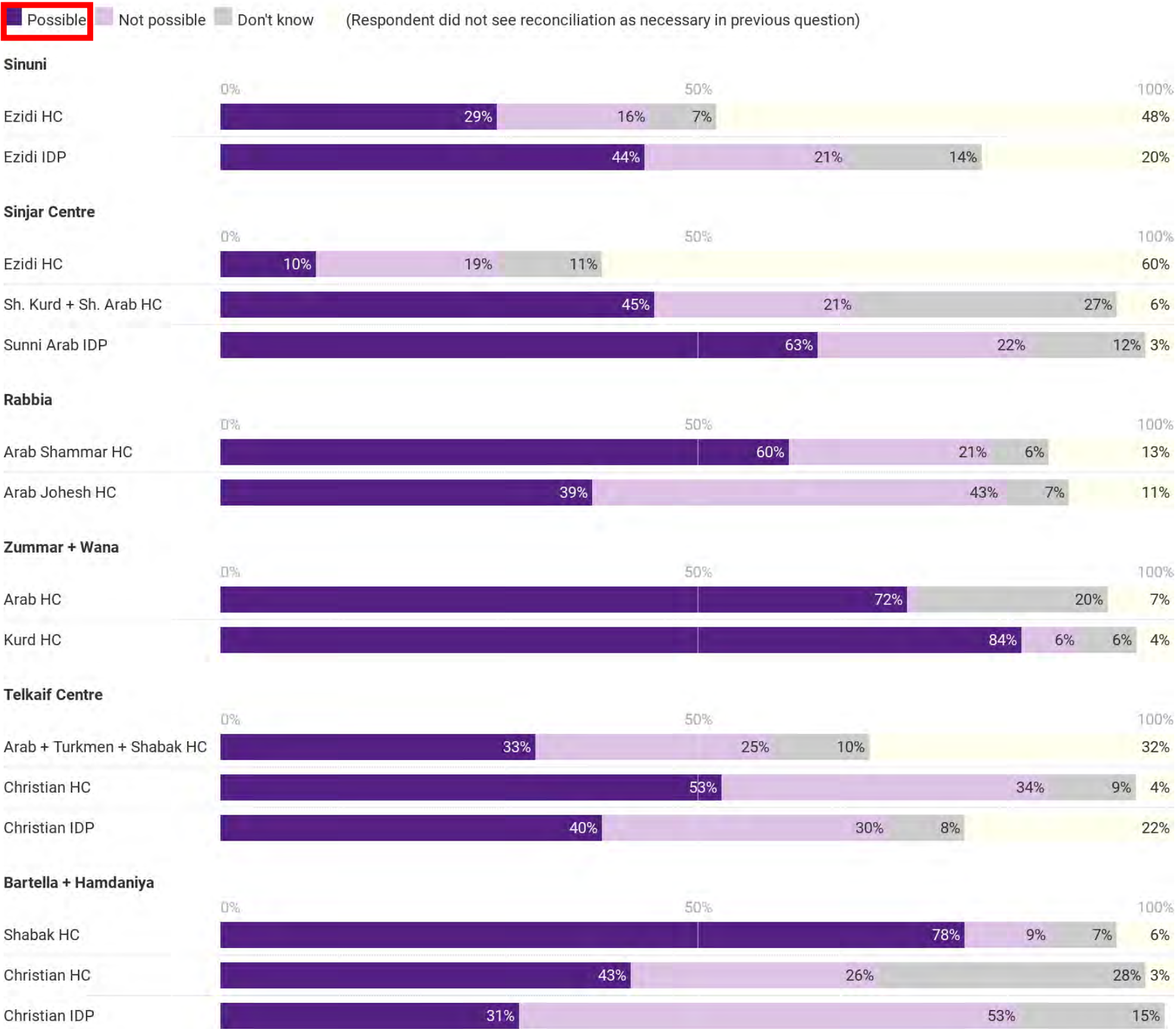
- How do you find the responses, decisions or policies of the central government in addressing needs and issues in your community?



Indicator Political Moderation and Stable Governance
% of people who think a reconciliation process is needed and possible



- How possible is reconciliation between components now in the district?
(Question asked to those who previously answered reconciliation was ‘very necessary’ or somewhat necessary’)



Indicator Political Moderation and Stable Governance

% of people who are ready and willing to compromise with members of other identity groups in their district



- Which statement comes closer to your views, even if neither is exactly right?

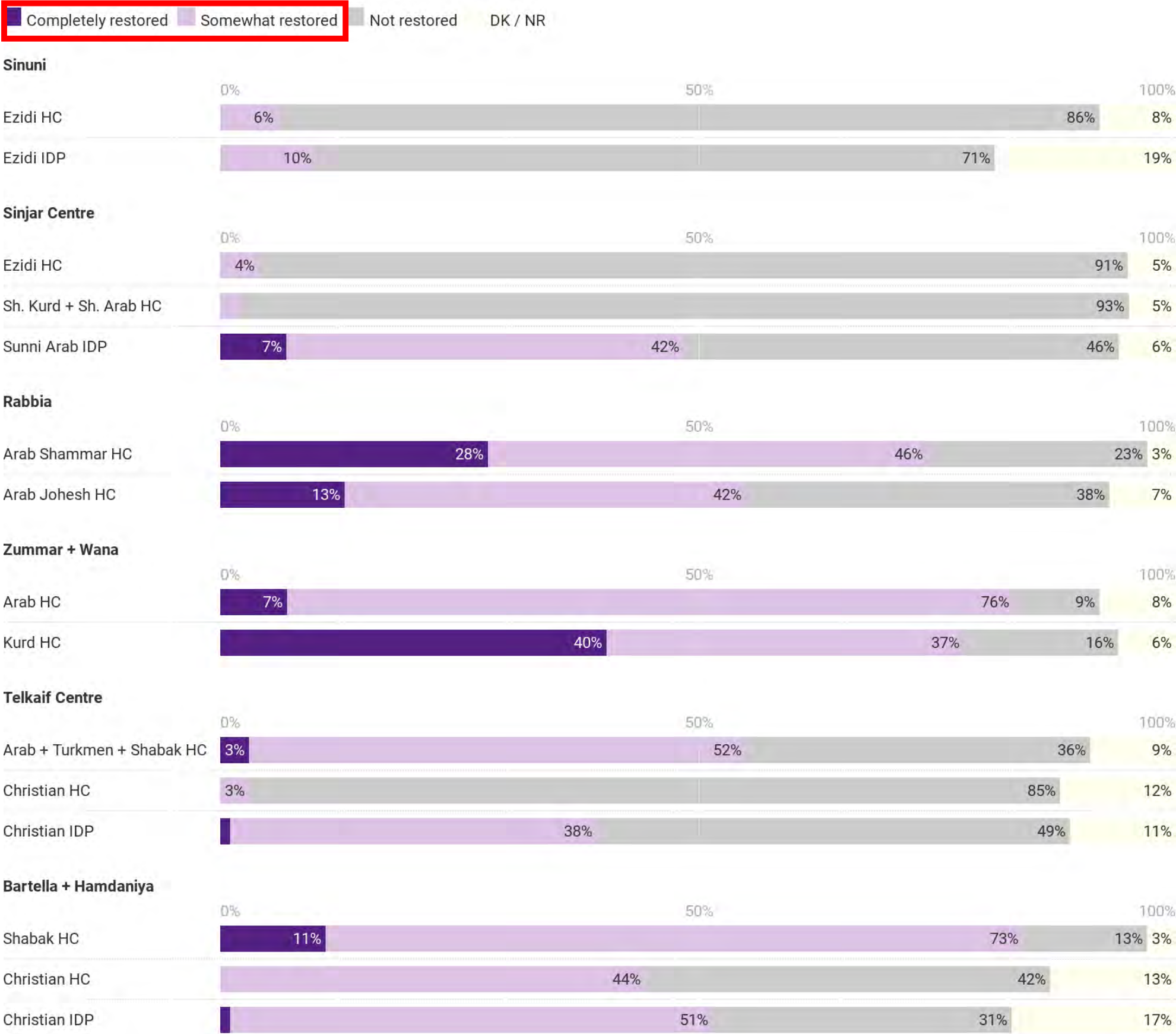


Indicator Rule of Law

% of people that believe criminal and civil justice systems have been restored



- To what degree do you think the criminal and civil justice systems have been restored in your district?



Indicator Rule of Law

% of people that express that these justice systems are functioning effectively



- To what degree do you think the criminal and civil justice systems are functioning effectively in your district?

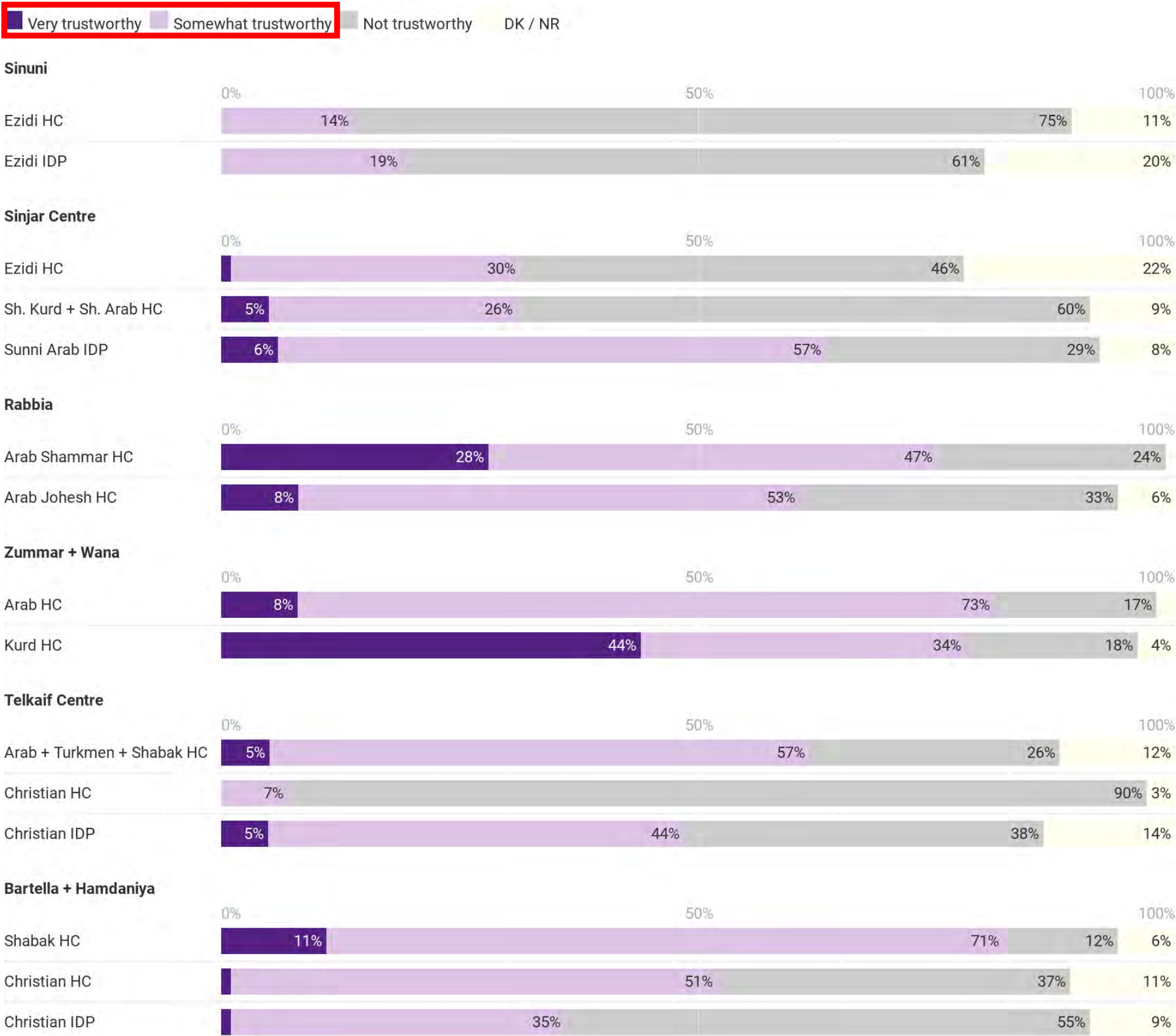


Indicator Rule of Law

% of people that express that these justice systems are trustworthy



- To what degree do you think the criminal and civil justice systems are trustworthy in your district?



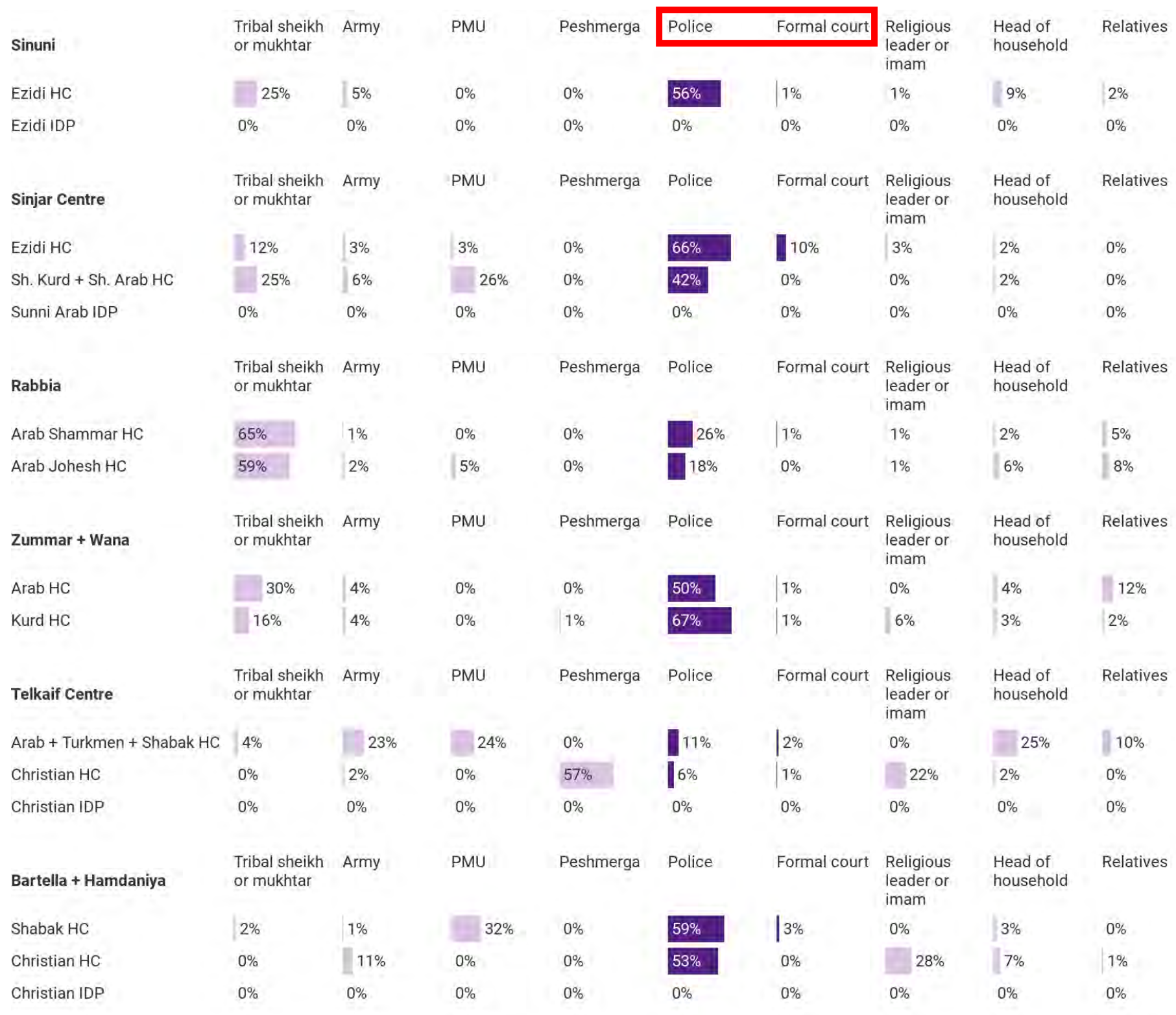
Indicator Rule of Law

% of people that feel that the legal system is biased against their group now



- If you see the criminal and civil justice systems as 'somewhat trustworthy' or 'untrustworthy', why? (check all that apply)



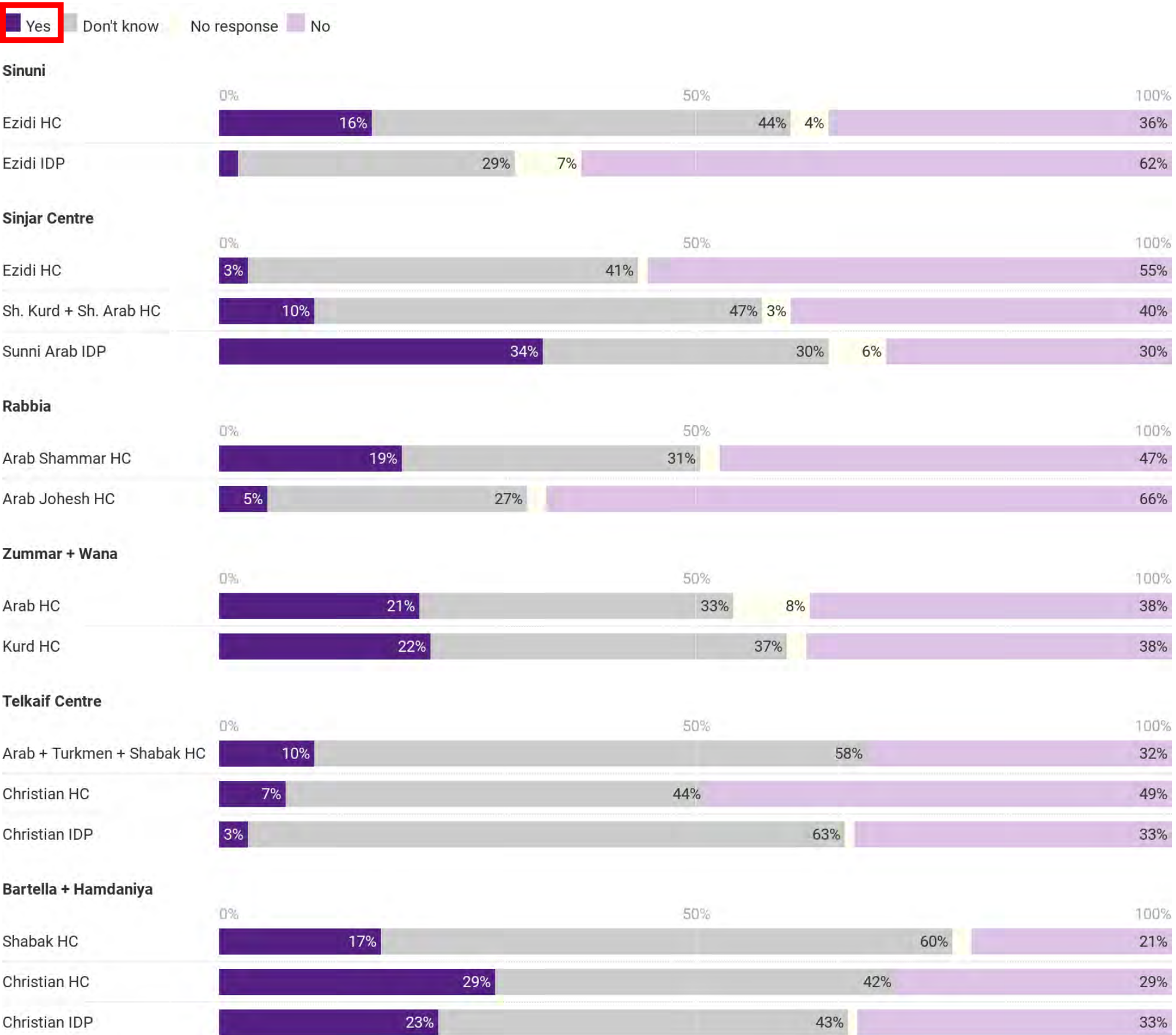


Indicator Rule of Law

% of people who think there is a legal system (formal or informal) that provides non-violent mechanisms for the resolution of conflict-related issues and crimes



- In relation to issues and crimes linked to the ISIS conflict, do you think that there are non-violent mechanisms in place now in your district to prevent revenge?

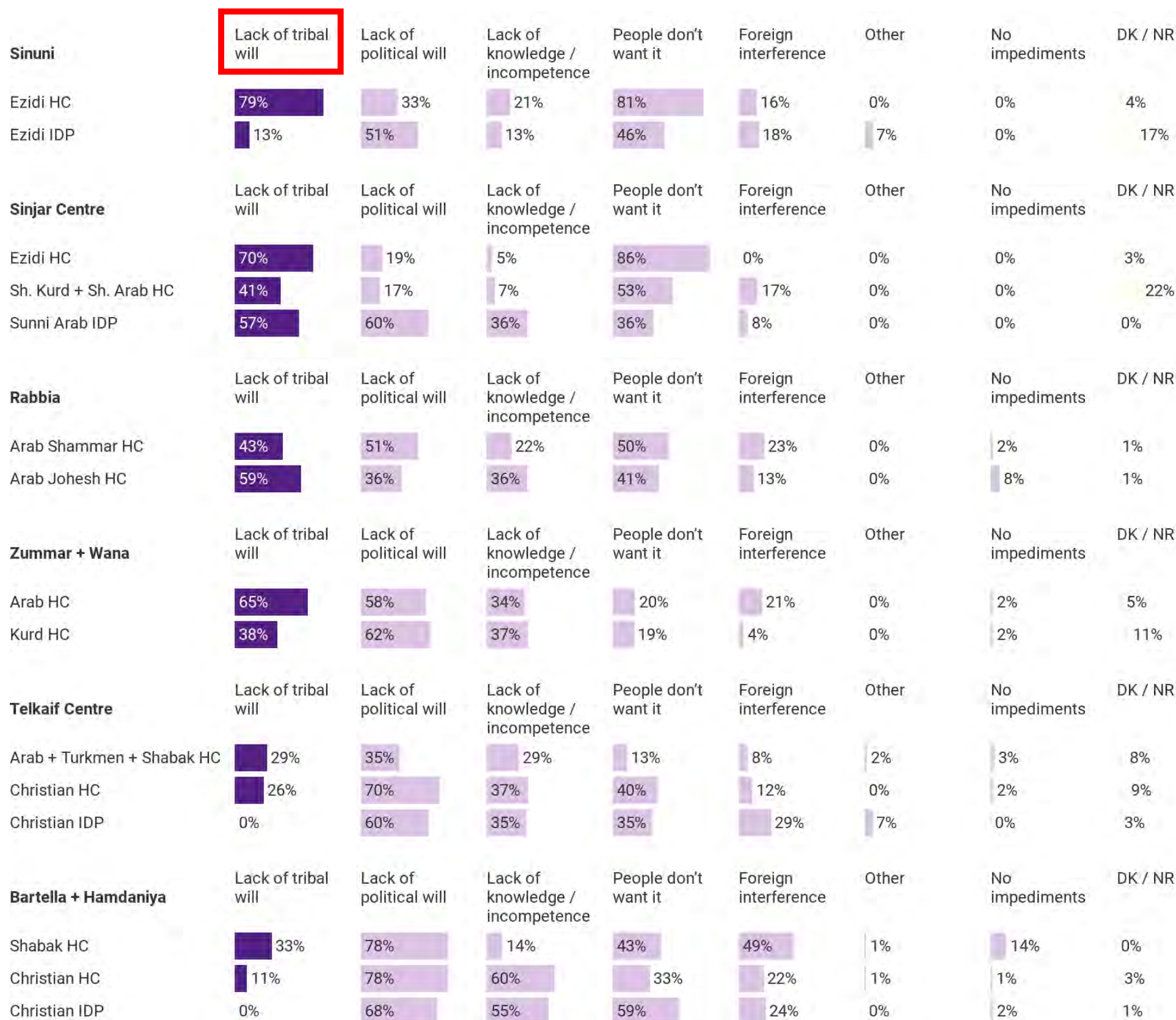


Indicator Rule of Law

% of people who believe there is an unwillingness of the tribes to engage with the formal law on conflict-related issues, crimes, and reconciliation



- What are the main impediments to reconciliation between components in your district? (check all that apply)



Indicator Rule of Law

% of people with unresolved HLP issues



- In the past four decades, have you or your family experienced any of the following which are still unresolved today? (check all that apply)?

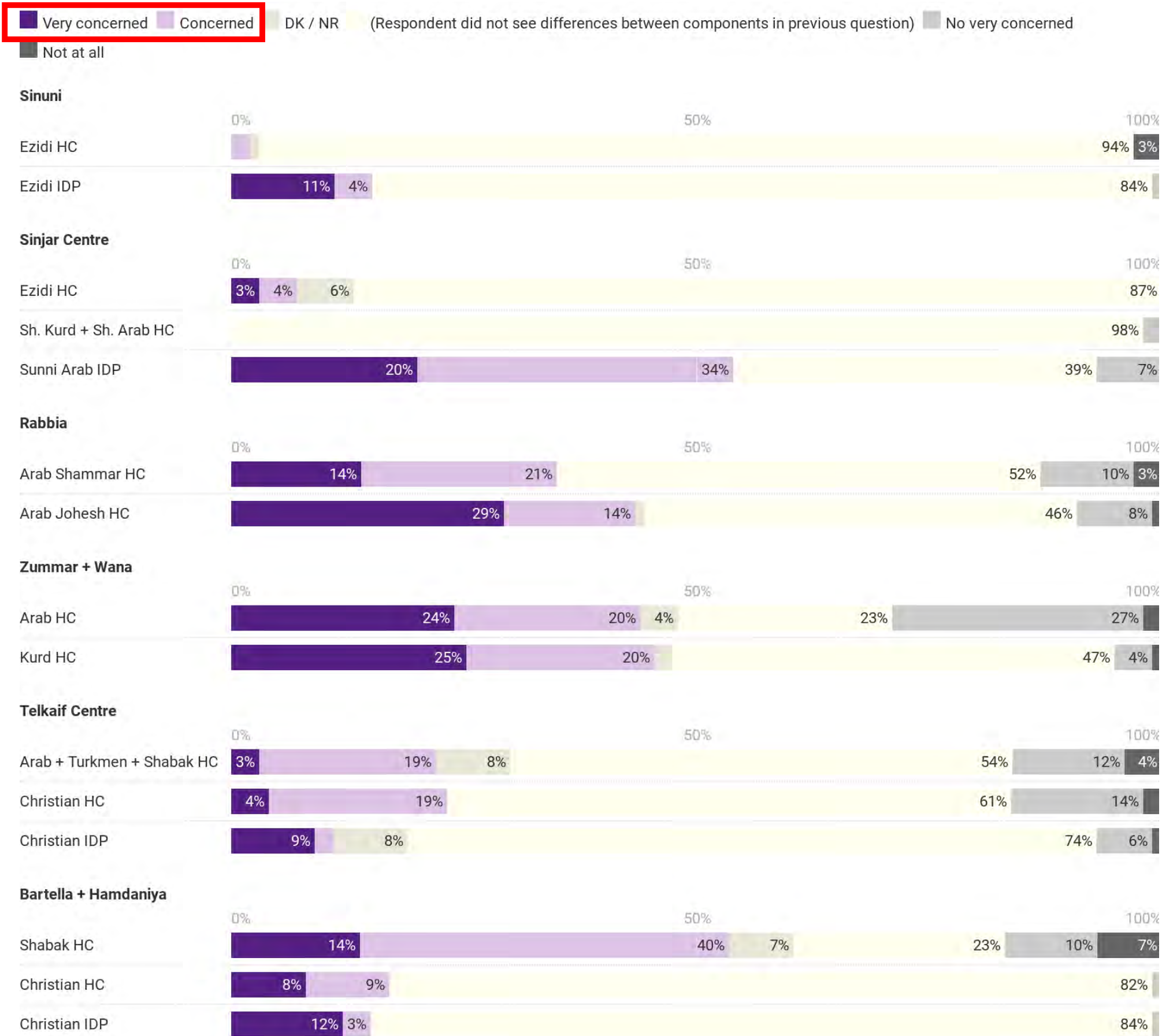


Indicator Social Wellbeing and Livelihoods

% of people who perceive that group-based inequality is a source of tension



- How concerned are you that differences between components in their ability to financially advance could serve as source of tension?

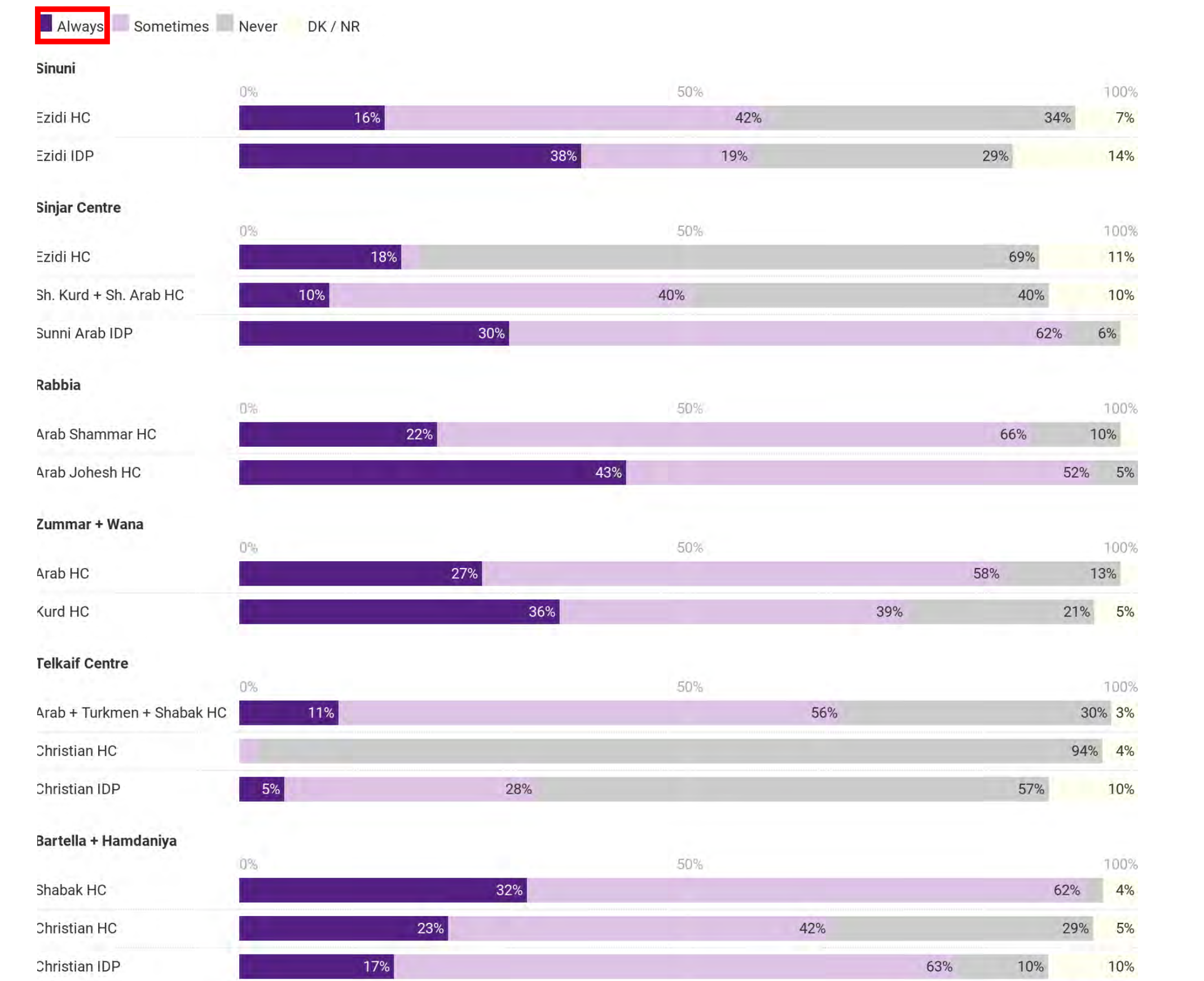


Indicator Social Wellbeing and Livelihoods

% of people who believe they or their group are being collectively judged or labelled in a discriminatory way



- Do you feel you or your component is judged or labelled negatively because of the actions of others who have the same identity as you?

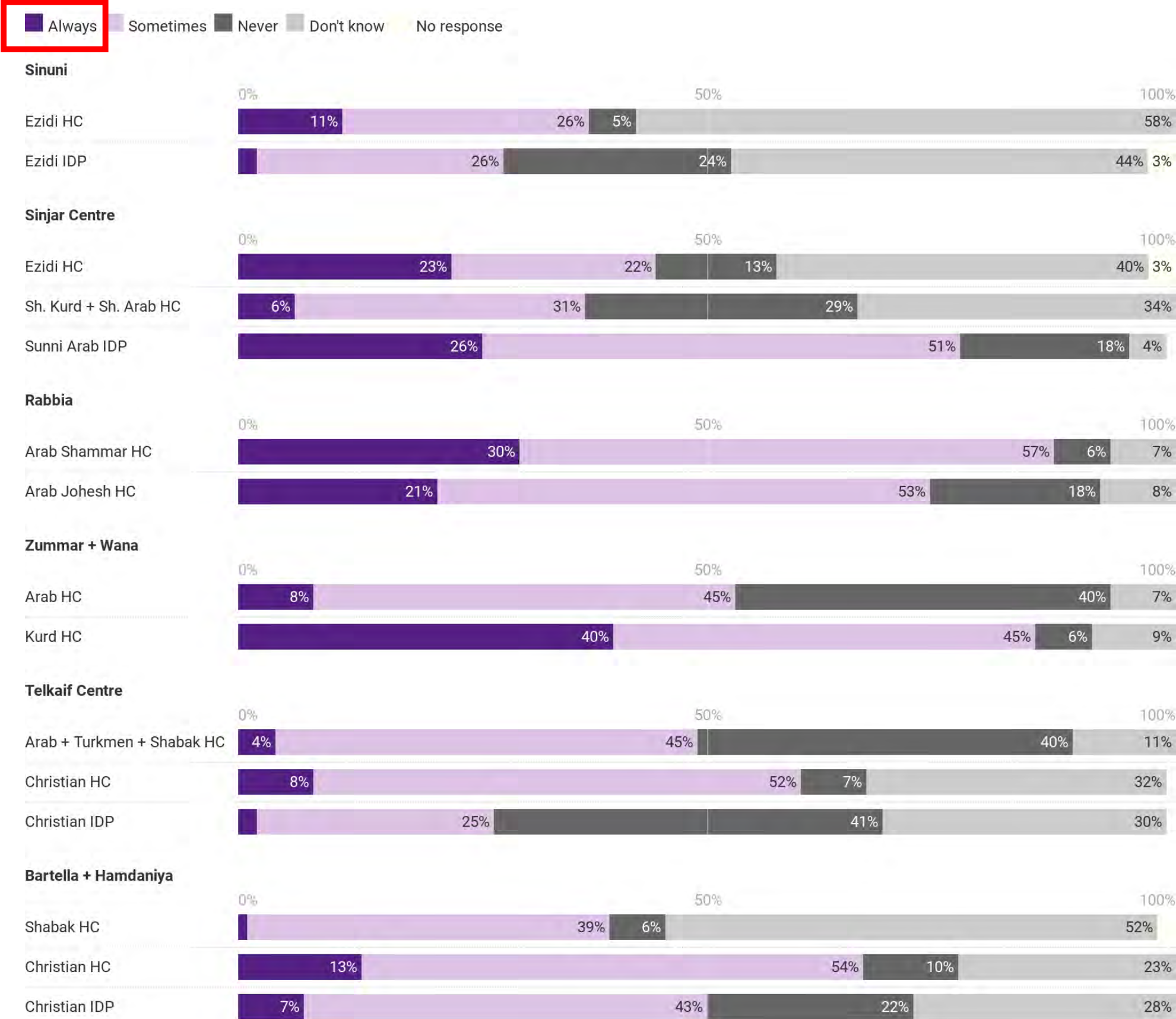


Indicator Social Wellbeing and Livelihoods

% of people who recognize collective judgement of labelling is applied to other groups



- Do you feel other components different from your own are judged or labelled negatively because of the actions of others who have the same identity as them?

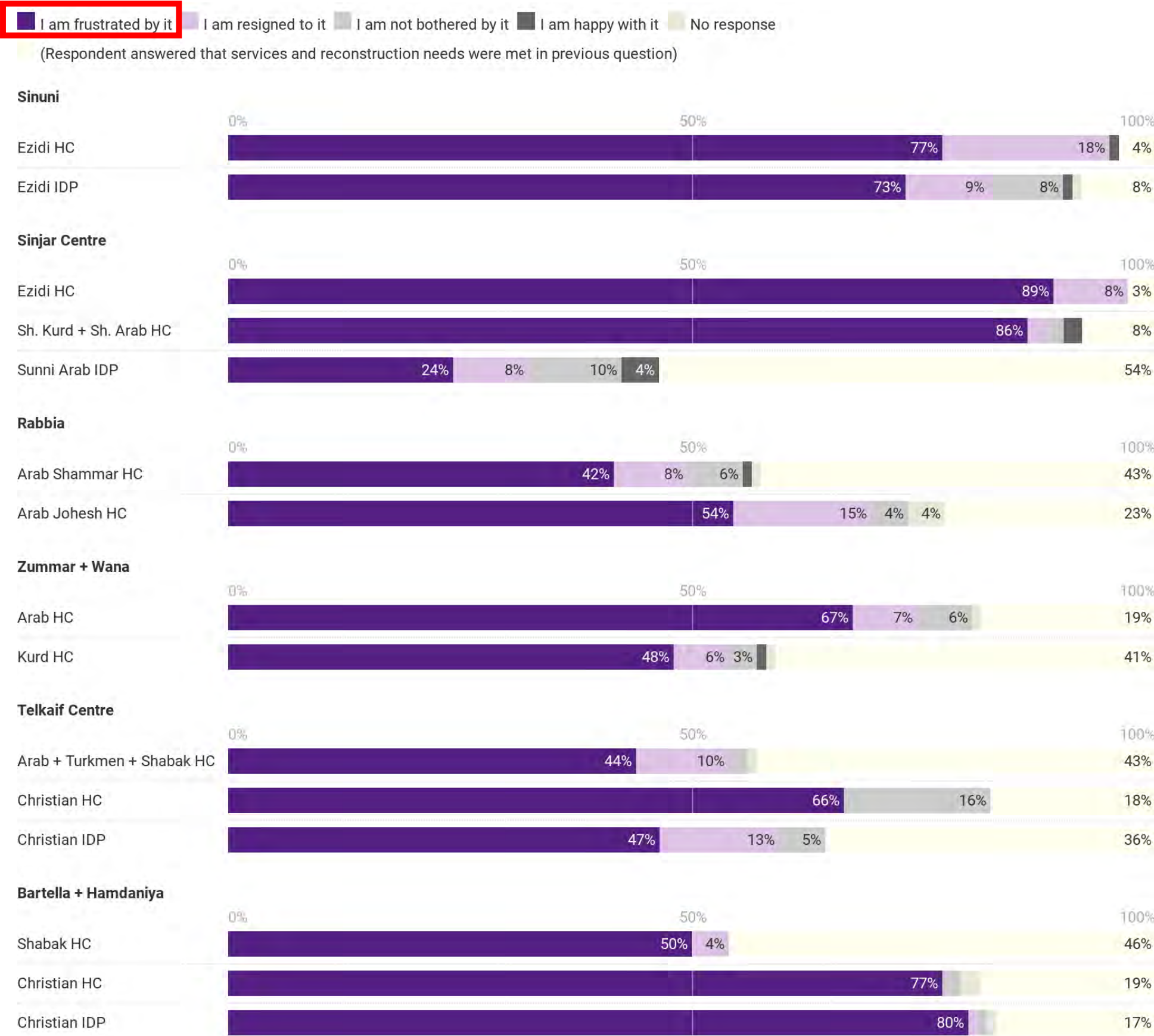


Indicator Social Wellbeing and Livelihoods

% of people who feel frustrated or very frustrated with the level of essential services currently provided



- How does the level of services and reconstruction in your district make you feel? (If answered 'not very well met,' or 'completely unmet' in previous question)

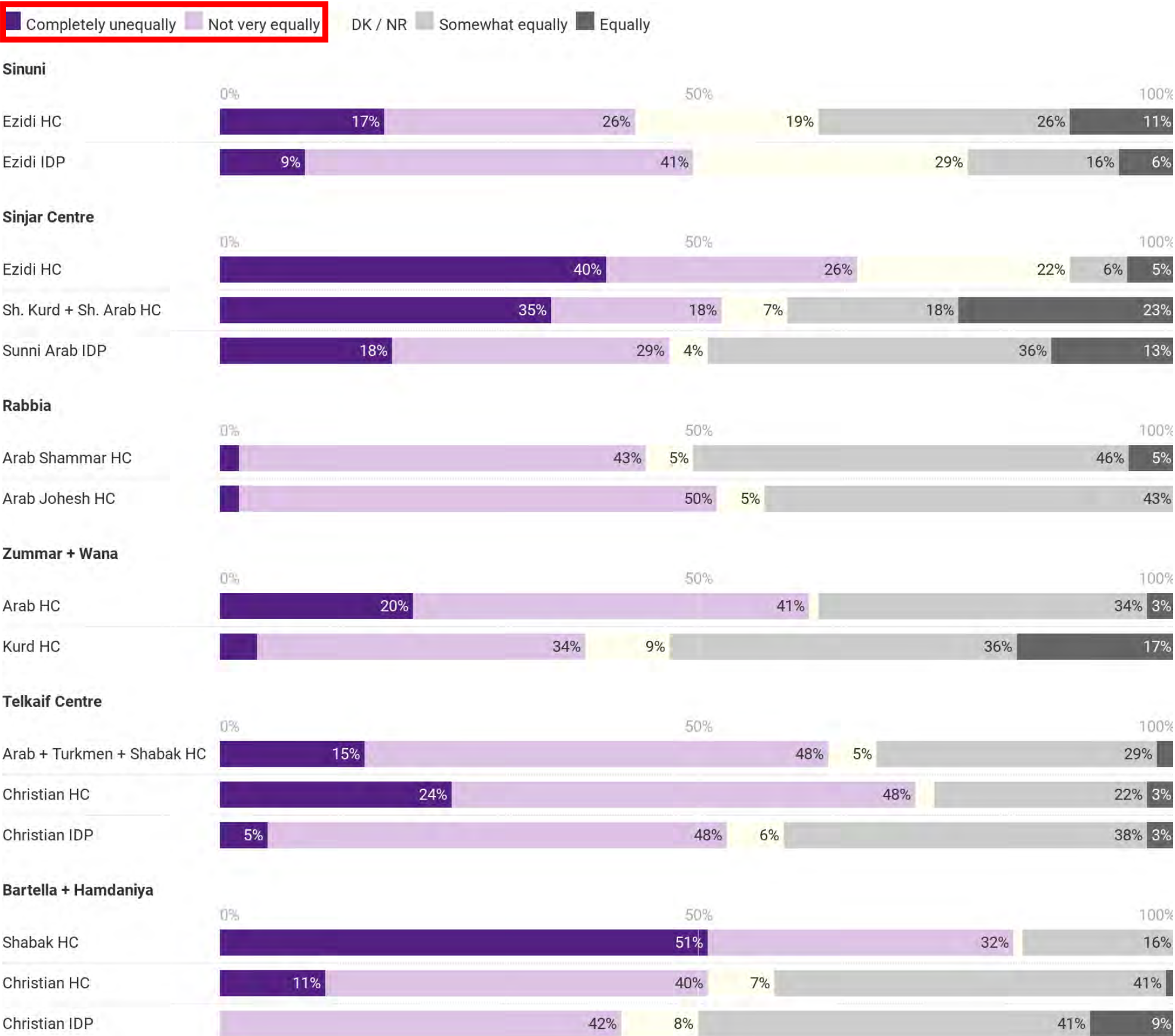


Indicator Social Wellbeing and Livelihoods

% of people who feel reconstruction or service provision is provided not very equally or completely unequally in the subdistrict



- Are service provision and reconstruction provided equally across locations in the district?



Indicator Social Wellbeing and Livelihoods

% of population preferring job opportunities within the civil private/public sector as opposed to the military sector



- Which statement comes closer to your views, even if neither is exactly right?

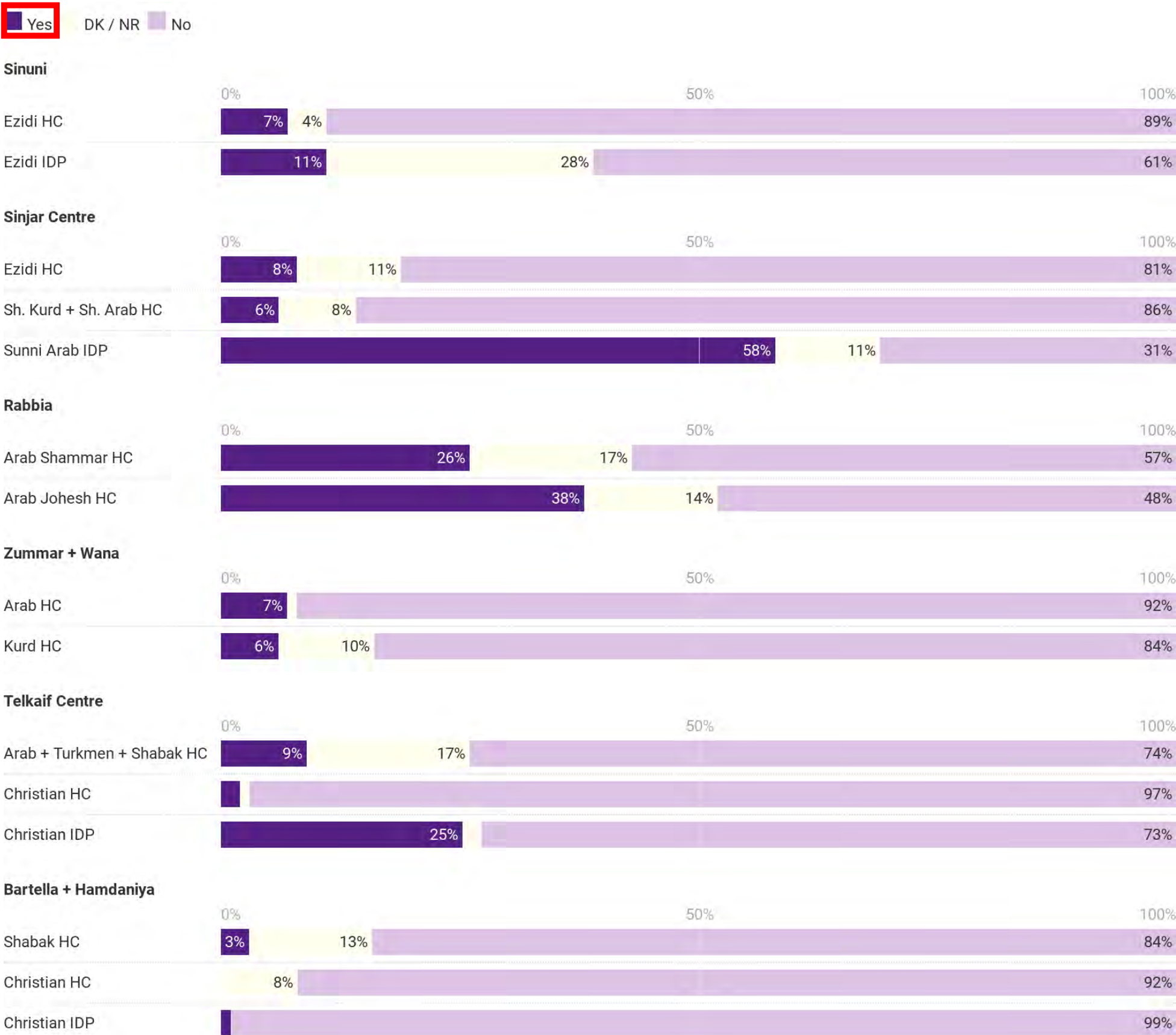


Indicator Social Wellbeing and Livelihoods

% of people who claim that members of their group are still blocked from returning to their origin areas



- Regarding displacement and return, are members of your component from this subdistrict blocked from returning to their original homes by security forces or armed actors and/or local authorities?



Indicator Social Wellbeing and Livelihoods

% of residents who want (or are comfortable with) those still displaced of their own group to return



- How do you feel about the possible return to this subdistrict of those families of your own component who are still displaced?



Indicator Social Wellbeing and Livelihoods

% of residents who want (or are comfortable with) those still displaced from different groups to return



- How do you feel about the possible return to this subdistrict of those families of different components who are still displaced?



Indicator Social Wellbeing and Livelihoods

% of residents who see the remaining IDPs as ISIS or “guilty” by association



- Which statement comes closer to your views, even if neither is exactly right?

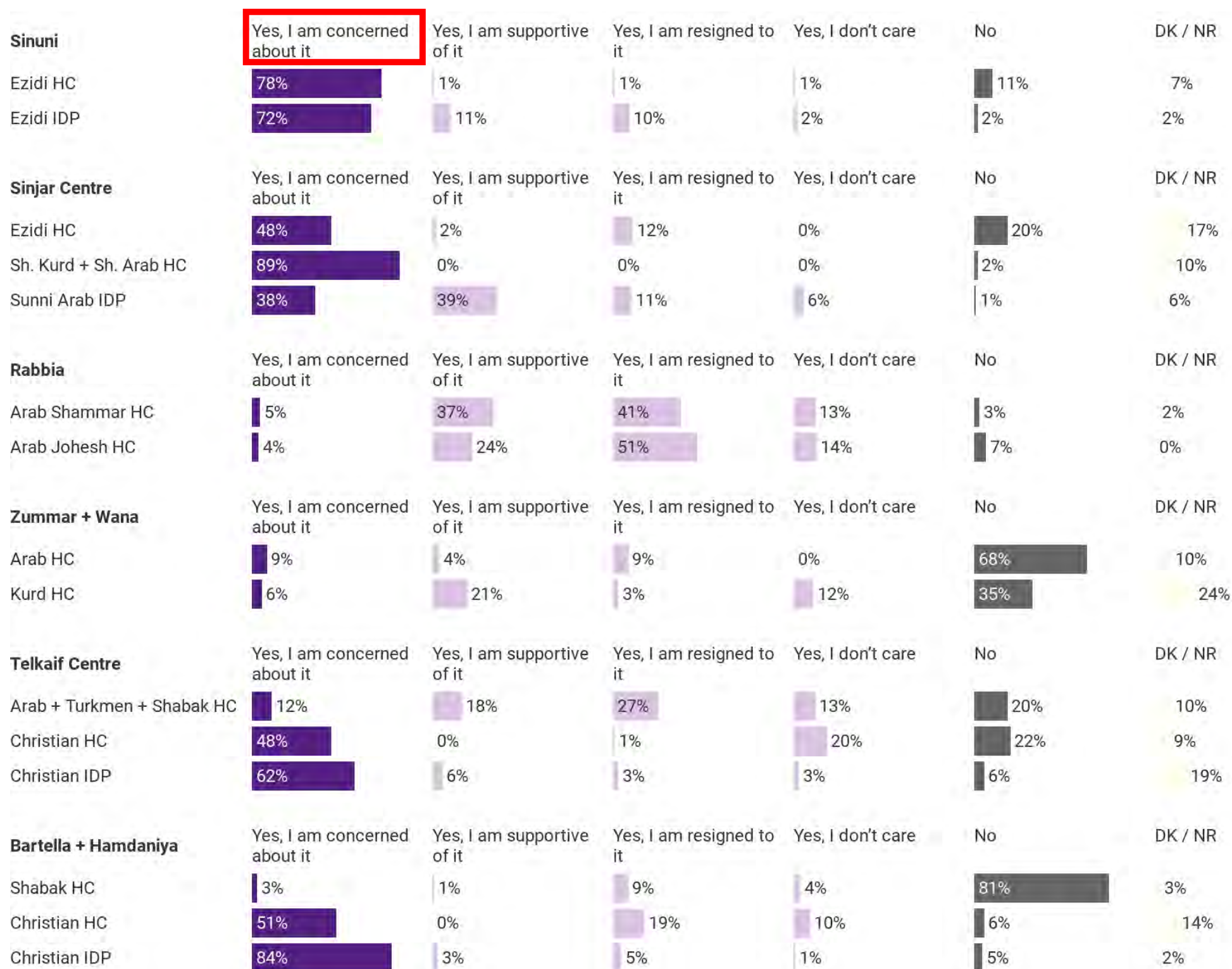


Indicator Social Wellbeing and Livelihoods

% of people who are concerned about demographic change in their subdistrict



- In general, do you think there have been any changes in the population composition in the subdistrict now as compared to right before 2014?

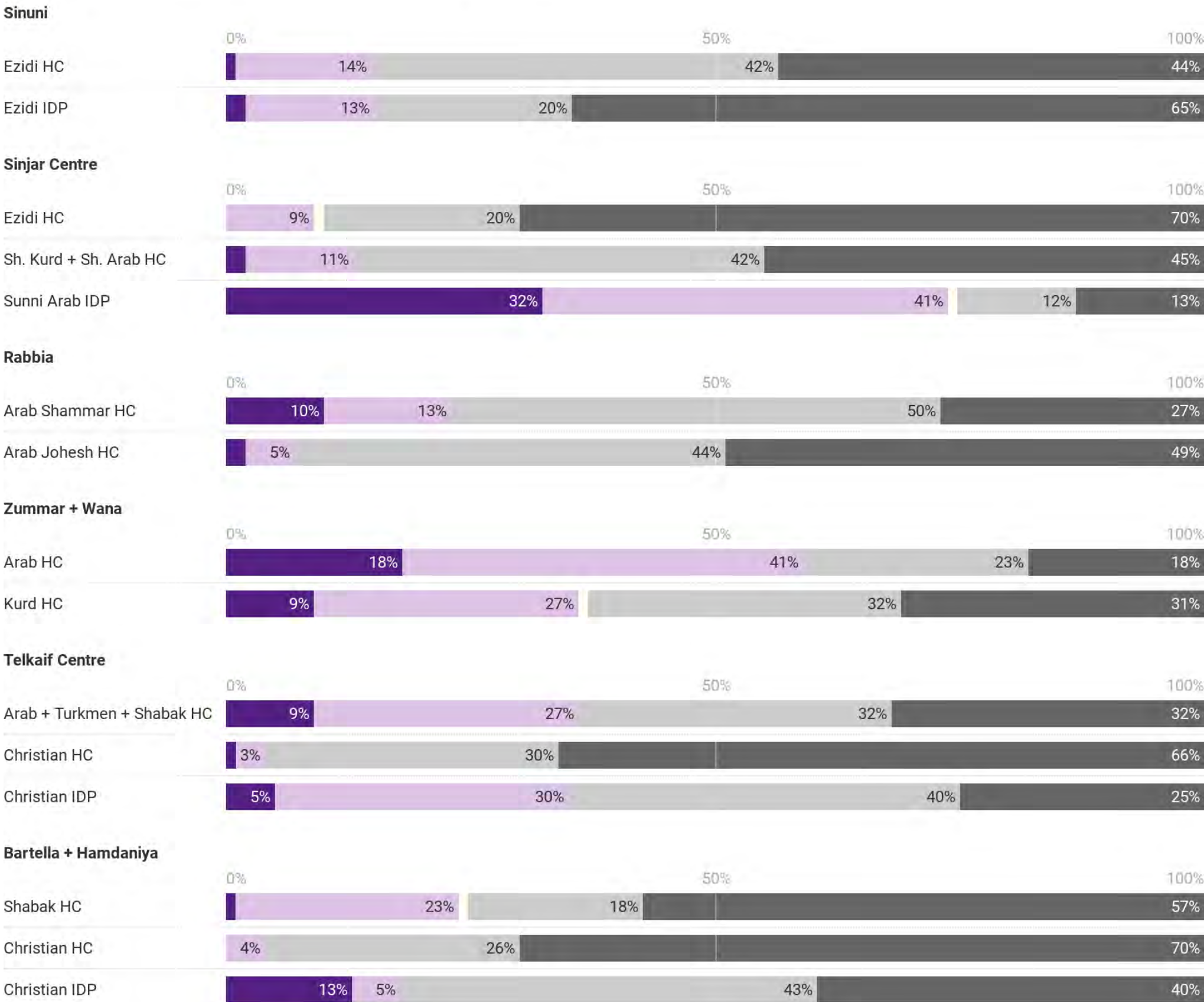


Indicator Social Wellbeing and Livelihoods

% of people who feel the state acknowledged their group suffering



- Please indicate which image most closely depicts how you feel that the central government acknowledges your component’s suffering.



Indicator Social Wellbeing and Livelihoods

% of people who feel other groups acknowledge their group suffering



- Please indicate which image most closely depicts how you feel neighbouring components acknowledge your component’s suffering.

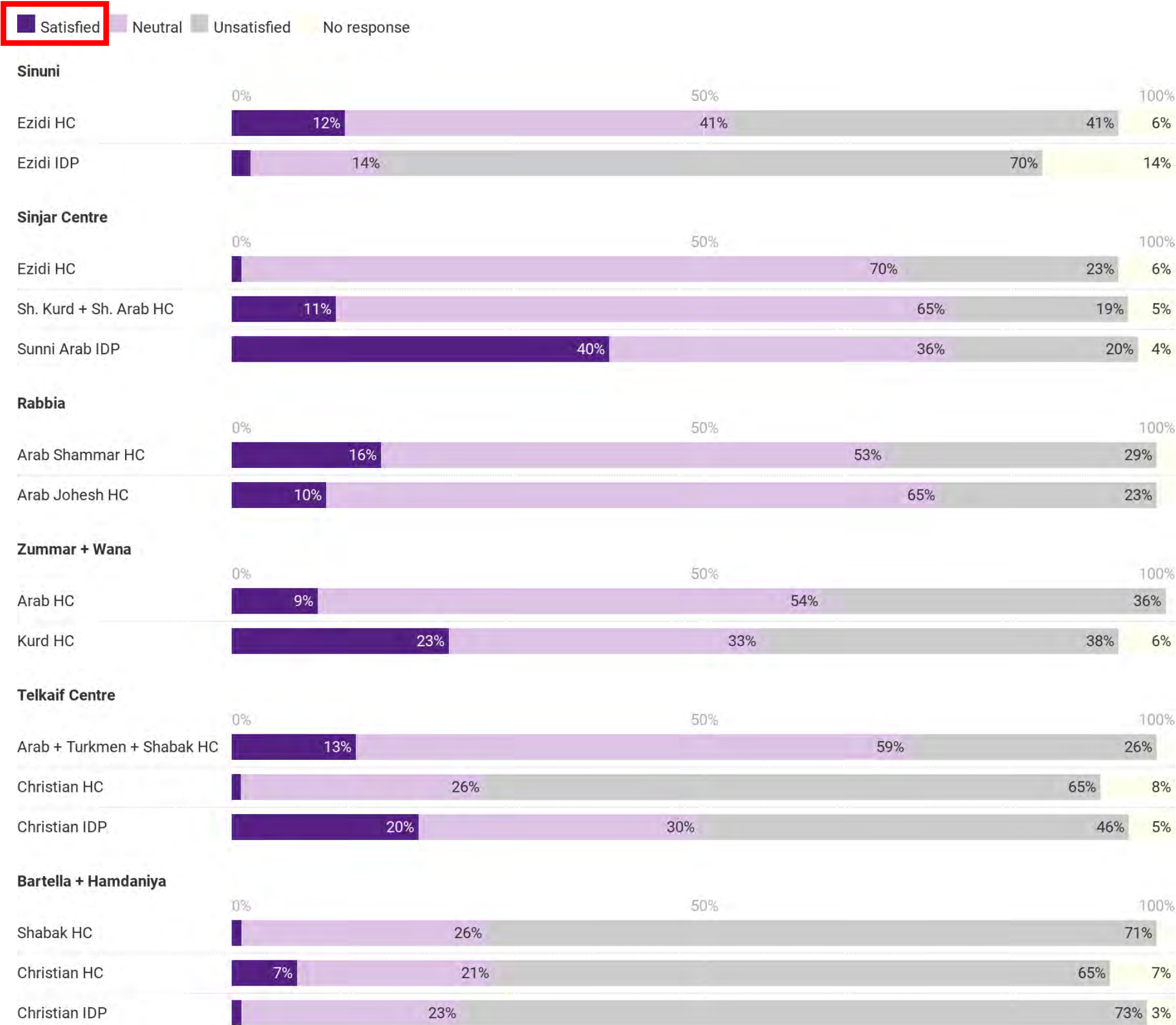


Indicator Social Wellbeing and Livelihoods

% of people satisfied with the way past abuses in general have been dealt with



- How do you feel about the way experiences with violent conflict or abuses have been dealt with in Iraq?



Indicator Social Wellbeing and Livelihoods

% of people citing that they are mistrusted by others within their subdistrict




- How much mistrust do you think others have of your component in your subdistrict?

A lot of mistrust Some mistrust No mistrust No response

Sinuni



Sinjar Centre



Rabbia



Zummar + Wana



Telkaif Centre



Bartella + Hamdaniya

